

ADAPTERS, BETWEEN-SERIES

Type N / TNC, DC - 18 GHz

SPECIFICATIONS:

Models: 5026, 5027, 5028, 5029

RoHS
Compliant

AEROFLEX
A passion for performance.

Electrical:

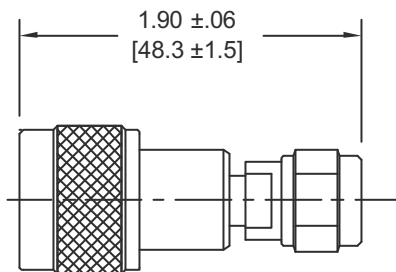
Frequency Range _____ DC - 18 GHz
 VSWR _____ 1.25:1 Max.
 Impedance _____ 50 Ohms
 Operating Temp. Range _____ -65°C to +125°C

Mechanical:

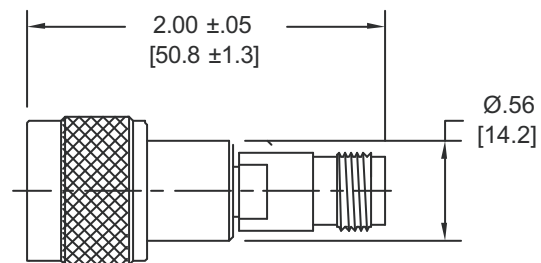
Connectors* _____ Passivated Stainless Steel
Mates with MIL-STD-348
 Conductors _____ Gold Plated Beryllium Copper

*TNC Connectors are Mode-Free up to 18GHz

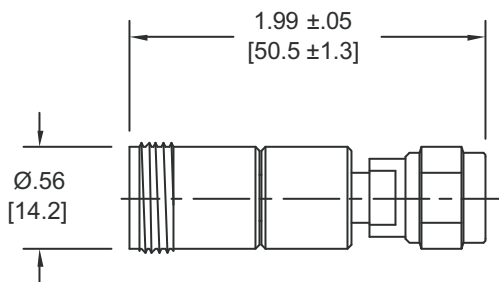
Model Number: **5028**
Type N Male / TNC Male



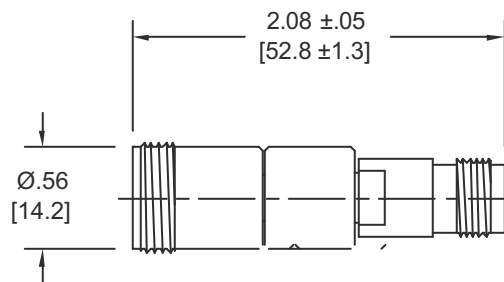
Model Number: **5029**
Type N Male / TNC Female



Model Number: **5026**
Type N Female / TNC Male



Model Number: **5027**
Type N Female / TNC Female



Note: Dimensions in Brackets are Expressed in Millimeters and are for Reference Only.

5028: REV B

AEROFLEX
INMET

Aeroflex / Inmet, Inc. • 300 Dino Drive, Ann Arbor, MI 48103 • U.S.A.
 888-244-6638 or 734-426-5553 • FAX: 734-426-5557
 www.aeroflex.com/inmet • inmet-sales@eroflex.com