

Coaxial Low Pass Filter

VLF-2500+

50Ω *DC to 2500 MHz



CASE STYLE: FF704

Connectors	Model
SMA	VLF-2500+

+RoHS Compliant

The +Suffix identifies RoHS Compliance. See our web site for RoHS Compliance methodologies and qualifications

Maximum Ratings

Operating Temperature	-55°C to 100°C
Storage Temperature	-55°C to 100°C
RF Power Input*	10W max. at 25°C
DC Current Input to Output	0.5A max. at 25°C

* Passband rating, derate linearly to 3.5W at 100°C ambient. Permanent damage may occur if any of these limits are exceeded.

Features

- rugged uni-body construction, small size
- 7 sections
- excellent power handling, 10W
- temperature stable
- low cost
- protected by U.S. Patent 6,943,646

Applications

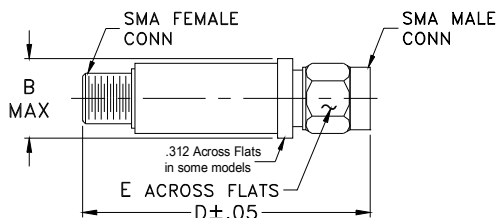
- harmonic rejection
- transmitters/receivers
- lab use

Electrical Specifications at 25°C

PASSBAND (MHz) (loss < 1 dB) Max.	f _{co} , MHz Nom. Typ.	STOP BAND (MHz) (loss, dB)			VSWR (:1)		NO. OF SECTIONS
		f 20 Min.	30 Typ.	fr 20 Typ.	Stopband Typ.	Passband Typ.	
*DC-2500	3075	3675	3800-6100	8000	20	1.2	7

* Not for use with DC voltage at input and output ports

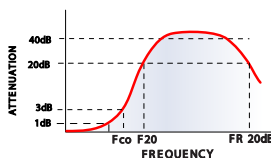
Outline Drawing



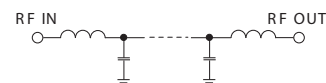
Outline Dimensions (inch/mm)

B	D	E	wt
.410	1.43	.312	grams
10.41	36.32	7.92	10.0

typical frequency response

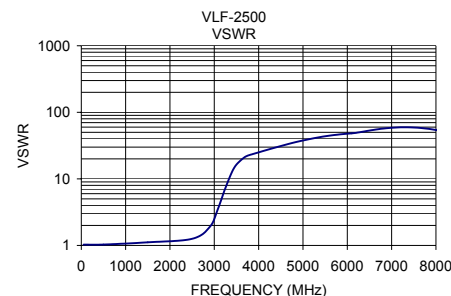


electrical schematic



Typical Performance Data at 25°C

Frequency (MHz)	Insertion Loss (dB)	VSWR (:1)
50	0.07	1.03
500	0.18	1.03
1500	0.38	1.11
2500	0.77	1.26
2900	1.77	1.91
3075	3.71	3.43
3250	7.85	7.25
3450	14.79	14.74
3675	24.24	20.95
3800	29.61	22.87
5000	37.24	37.77
6100	31.81	48.26
8000	22.21	54.29
15000	19.62	4.36
20000	15.64	13.29



Notes

- Performance and quality attributes and conditions not expressly stated in this specification document are intended to be excluded and do not form a part of this specification document.
- Electrical specifications and performance data contained in this specification document are based on Mini-Circuit's applicable established test performance criteria and measurement instructions.
- The parts covered by this specification document are subject to Mini-Circuits standard limited warranty and terms and conditions (collectively, "Standard Terms"); Purchasers of this part are entitled to the rights and benefits contained therein. For a full statement of the Standard Terms and the exclusive rights and remedies thereunder, please visit Mini-Circuits' website at www.minicircuits.com/MCLStore/terms.jsp

