

Coaxial Bias-Tee

ZFBT-6G-FT+

50Ω Wideband 10 to 6000 MHz



CASE STYLE: Y460

Connectors	Model	Price	Qty.
SMA	ZFBT-6G-FT+	\$79.95	(1-9)
BRACKET (OPTION "B")		\$5.00	(1+)

+RoHS Compliant

The +Suffix identifies RoHS Compliance. See our web site for RoHS Compliance methodologies and qualifications

Maximum Ratings

Operating Temperature	-55°C to 100°C
Storage Temperature	-55°C to 100°C
RF Power	30 dBm max.
Voltage at DC port	30 V max.
Input Current	500 mA
DC resistance from DC to RF&DC port	4.5 ohm typ.

Permanent damage may occur if any of these limits are exceeded.

Coaxial Connections

RF	in (SMA female)
RF&DC	out (SMA male)
DC	(feed-through pin)
GROUND	GROUND

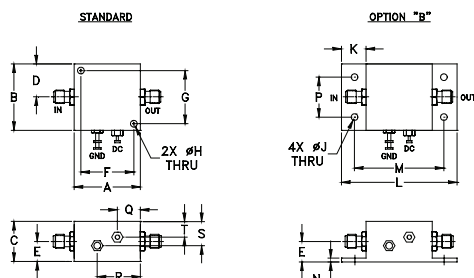
Features

- wideband, 10 to 6000 MHz
- low insertion loss, 0.6 dB typ.
- feed through terminal per DC port

Applications

- biasing amplifiers
- biasing of laser diodes
- biasing of active antennas
- DC return
- DC blocking
- test accessory

Outline Drawing



Outline Dimensions (inch / mm)

A	B	C	D	E	F	G	H	J	K
1.25	1.25	.75	.63	.36	1.000	1.000	.125	.125	.46
31.75	31.75	19.05	16.00	9.14	25.40	25.40	3.18	3.18	11.68
L	M	N	P	Q	R	S	T	wt.	
2.18	1.688	.06	.750	.50	.80	.45	.29	grams	
55.37	42.88	1.524	19.05	12.7	20.32	11.43	7.366	38	

Bias-Tee Electrical Specifications

FREQUENCY (MHz)		INSERTION LOSS* (dB)			ISOLATION* (dB) (RF port to DC port) (RF&DC port to DC port)			VSWR** (:1)		
f_L	f_U	L	M	U	L	M	U	L	M	U
		Typ.	Max.	Typ.	Max.	Typ.	Max.	Typ.	Max.	Typ.
10	6000	0.15	0.6	0.6	1.4	1.0	2.2	—	—	—
								1.06	1.2	1.13
										1.3
										1.13
										1.5

L= low range (f_L to 10 f_L)

M= mid range (10 f_L to $f_U/2$)

U= upper range ($f_U/2$ to f_U)

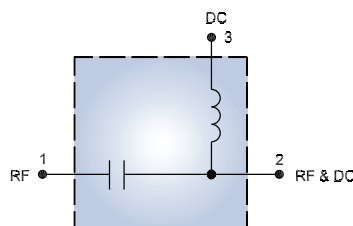
* Insertion Loss and Isolation are guaranteed up to 20 dBm-RF power and 200mA DC current.

**VSWR measured with open and short at DC port.

Typical Performance Data

Freq. (MHz)	Pin (dBm)	INSERTION LOSS (dB) with Current						ISOLATION (dB) (Pin= -10dBm) with current						VSWR (:1)
		0mA	20mA	50mA	100mA	150mA	200mA	10mA	20mA	50mA	100mA	150mA	200mA	
10.00	18.50	0.16	0.17	0.17	0.16	0.16	0.16	30.06	30.07	30.07	30.20	30.38	30.56	1.04
114.75	19.50	0.22	0.25	0.24	0.22	0.22	0.22	34.45	34.49	34.27	33.99	33.83	33.59	1.07
324.25	19.70	0.50	0.55	0.53	0.52	0.53	0.56	44.65	44.61	44.25	43.90	43.91	43.34	1.06
743.25	18.70	0.28	0.31	0.30	0.29	0.29	0.29	51.19	50.50	50.16	50.65	51.69	52.47	1.06
952.75	18.20	0.31	0.33	0.33	0.31	0.32	0.33	40.75	40.80	40.97	40.97	40.93	40.95	1.11
1581.25	18.00	0.46	0.48	0.47	0.46	0.48	0.49	42.58	42.59	43.94	43.77	44.36	44.17	1.13
2000.25	17.10	0.46	0.48	0.47	0.46	0.46	0.47	45.46	45.57	45.73	45.48	46.14	45.28	1.12
2524.00	14.40	0.40	0.42	0.41	0.42	0.43	0.44	53.15	53.72	52.19	53.17	52.67	53.67	1.12
3047.75	14.20	0.45	0.48	0.47	0.46	0.46	0.49	52.46	52.25	51.55	51.33	51.46	50.99	1.09
3676.25	15.10	0.73	0.74	0.75	0.75	0.75	0.75	46.32	47.19	46.36	45.53	46.19	45.65	1.07
4200.00	17.90	1.04	1.07	1.07	1.06	1.05	1.06	28.42	28.36	28.24	28.14	28.01	27.92	1.09
4502.50	-0.60	1.17	1.19	1.18	1.19	1.17	1.16	28.15	28.10	28.05	27.96	27.84	27.87	1.14
4802.00	-0.70	1.26	1.26	1.27	1.25	1.22	1.20	37.95	38.01	38.19	37.93	37.58	37.51	1.12
5251.75	-1.10	1.19	1.17	1.16	1.13	1.11	1.09	49.68	51.04	49.12	49.37	49.13	48.19	1.11
5550.75	-2.00	1.65	1.63	1.60	1.56	1.54	1.51	38.44	38.56	38.36	38.07	37.85	38.19	1.10
6000.00	-2.40	1.70	1.71	1.65	1.59	1.54	1.50	34.37	34.36	34.23	34.40	34.49	34.48	1.12

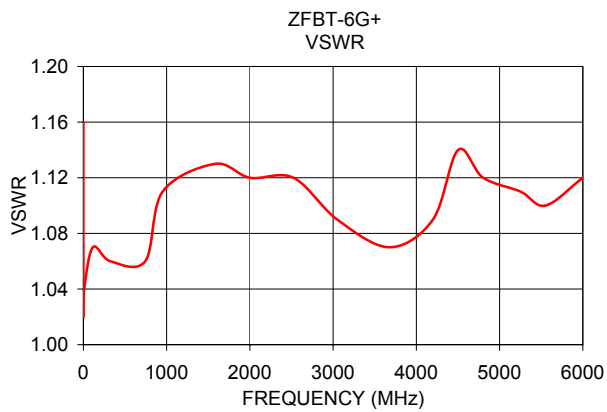
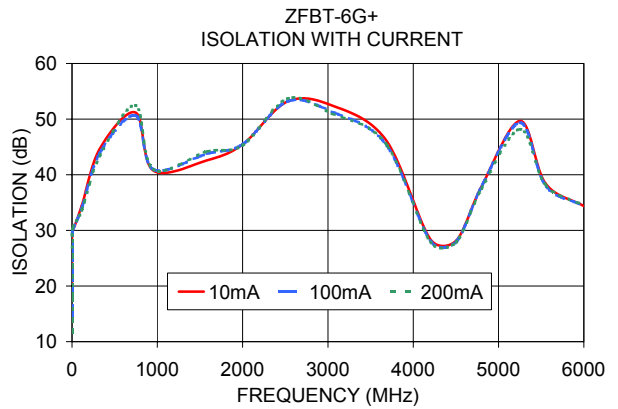
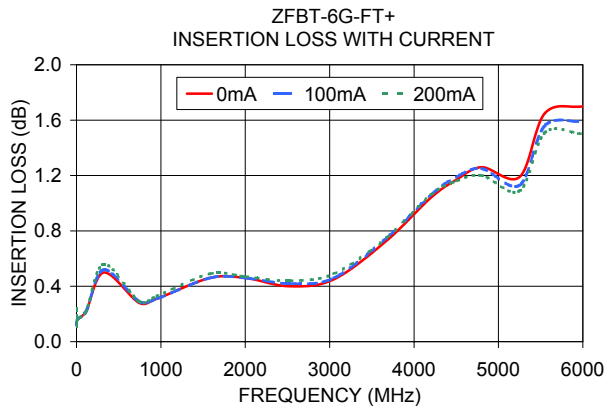
Electrical Schematic



Notes

- Performance and quality attributes and conditions not expressly stated in this specification document are intended to be excluded and do not form a part of this specification document.
- Electrical specifications and performance data contained in this specification document are based on Mini-Circuits' applicable established test performance criteria and measurement instructions.
- The parts covered by this specification document are subject to Mini-Circuits standard limited warranty and terms and conditions (collectively, "Standard Terms"); Purchasers of this part are entitled to the rights and benefits contained therein. For a full statement of the Standard Terms and the exclusive rights and remedies thereunder, please visit Mini-Circuits' website at www.minicircuits.com/MCLStore/terms.jsp





Notes

- A. Performance and quality attributes and conditions not expressly stated in this specification document are intended to be excluded and do not form a part of this specification document.
- B. Electrical specifications and performance data contained in this specification document are based on Mini-Circuit's applicable established test performance criteria and measurement instructions.
- C. The parts covered by this specification document are subject to Mini-Circuits standard limited warranty and terms and conditions (collectively, "Standard Terms"); Purchasers of this part are entitled to the rights and benefits contained therein. For a full statement of the Standard Terms and the exclusive rights and remedies thereunder, please visit Mini-Circuits' website at www.minicircuits.com/MCLStore/terms.jsp

