

T-1000

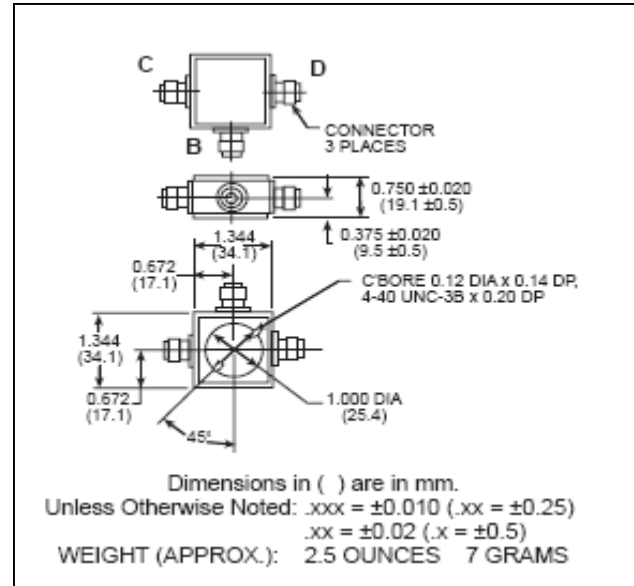
Two-Way Power Divider, 10 - 1000 MHz

Rev. V2

Features

- Broadband Frequency Range
- Isolation - 25 dB Min
- Insertion Loss - 0.8 dB Max

C-7



Guaranteed Specifications: From -55°C to +85°C

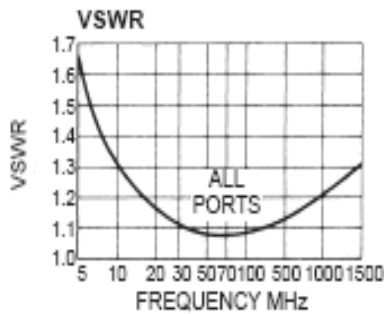
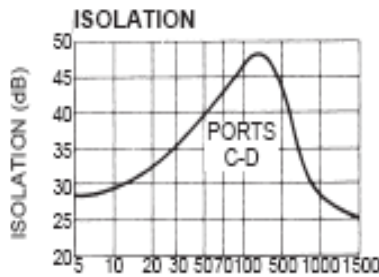
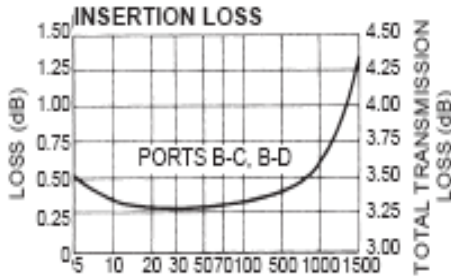
Frequency Range		10-1000 MHz
Insertion Loss (less coupling)	10-500 MHz 500-1000 MHz	0.5 dB Max 0.8 dB Max
Isolation		25 dB Min
Amplitude Balance		0.2 dB Max
VSWR (All Ports)	10-500 MHz 500-1000 MHz	1.5:1 Max 1.3:1 Max
Phase Balance		2° Max

Operating Characteristics

Parameter	Absolute Maximum
Impedance	50 Ohms Nominal
Maximum Power Rating Or Input Power	2.0 Watt Max
Internal Load Dissipation	0.5 Watt Max
Environmental	MIL-STD-202 screening available.

* All specifications apply with 50 ohm source and load impedance.

Typical Performance Curves



Ordering Information

Part Number	Package
T-1000 BNC	Connectorized
T-1000 SMA	Connectorized
T-1000 TNC	Connectorized
T-1000 N	Connectorized

Functional Diagram

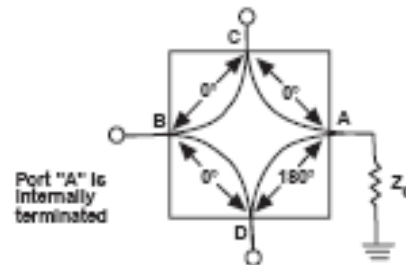


Figure 1. 2-Way, In-Phase (0°) Power Divider/Summer, or ISO-T