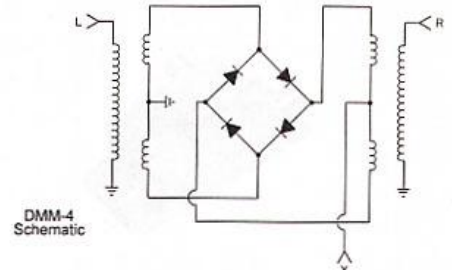


DMM-4-250 & DMM-12-500 – DOUBLE BALANCED MIXERS

TECHNICAL FEATURE

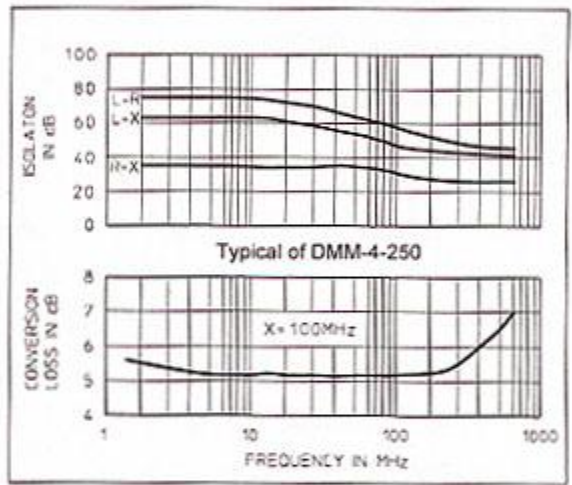
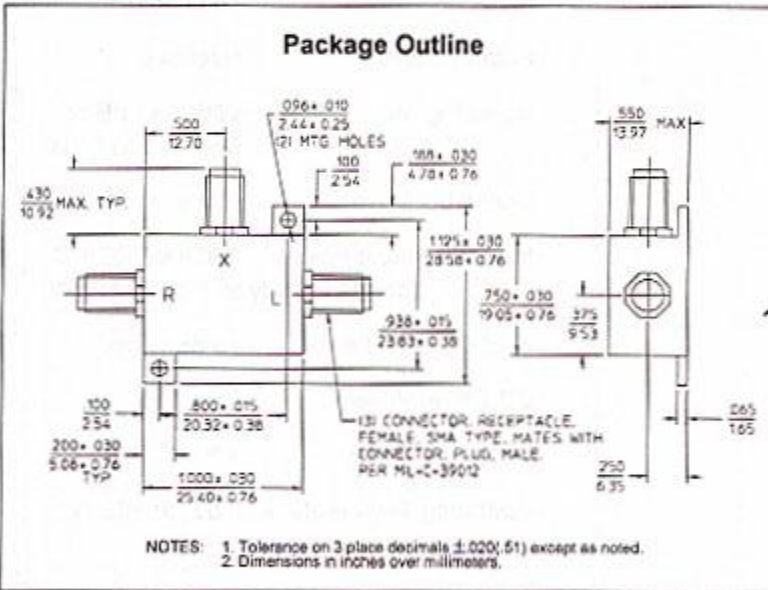
FEATURES

- 5 to 1000 MHz
- +13 to +24 dBm LO
- SMA Connectors



PRINCIPAL SPECIFICATIONS												
Model Number	RF/LO Frequency, MHz	LO Drive, dBm, Nom.	IF, MHz	Operating Range, MHz	Conversion Loss, dB, Max. Typ.	Port Isolation, Min. L-R, dB	L-X, dB	R-X, dB	1 dB Compr. Point, dBm	Input Intercept Point, dBm	1 dB Desens. Level, dBm	
DMM-4-250	5 - 500	+13	DC-500	5-100	9.0 5.5	40	25	20	+8	+19	+6	
				100 - 400	8.0 6.5	30	15	15	dBm	dBm	dBm	
				400-500	9.0 7.5	30	15	15	(typ.)	(typ.)	(typ.)	
DMM-12-500	10-1000	+24	DC-500	10-100	7.0 6.0	45	35	—	+16	+28	+14	
				100-500	7.0 6.5	25	25	—	dBm	dBm	dBm	
				500-1000	9.5 8.5	20	15	—	(typ.)	(typ.)	(typ.)	

All specifications are as measured in a 50Ω system, at nominal LO power, in a downconverter application



General Notes:
 The DMM-4-250 and DMM-12-500 Double Balanced Mixers cover the frequency range of 5 to 1000 MHz. The DMM-4-250 uses four high barrier diodes in the ring modulator to yield a mixer with high third order intercept. The DMM-12-500 mixer uses twelve high barrier diodes to achieve similarly high performance.

24May96

GENERAL SPECIFICATIONS	
Impedance:	50 Ω nom.
Useful LO Drive:	±3 dB of nominal
SSB Noise Figure:	Within ±1 dB of Conversion Loss
DC Offset Voltage:	5 mV typ.
DC Polarity:	Positive
Weight, nominal:	0.65 oz (18 g)
Operating Temperature:	-55° to +85°C

