

# ANTENEX® COILS - Lowband, VHF, UHF, 800MHz & 900MHz

Our mobile antennas are designed and built for rugged applications. They are used extensively on municipal vehicles, in off road racing, on industrial vehicles, taxi cabs and other high endurance applications such as police cruisers, emergency vehicles, and forestry service vehicles. The detailed attention given to the manufacture and design of our coils and coil housings ensure that they will stand up to the most rugged of applications. We manufacture over 100 variations. Our no ground plane antennas give you the flexibility you need in any mounting application; while our dual band and wide band models allow you to get full value out of today's advanced radios. If you cannot find the right **ANTENEX®** product for your mobile application, please contact us for assistance.



C27, B1443, B1443S, B1442N, B4505C, B8063

## Ordering Guide - Clear, Easy & Sensible!

**BB4505CNS** = Medium Black Base, 450-470 MHz, 5 dB, Closed Phasing Coil, No Ground Plane Design, with Shock Spring.

<b>B</b>	<b>Antenna Style</b>	<b>B</b> = Medium Base <b>C</b> = Tall Base
<b>B</b>	<b>Finish</b>	<b>Blank</b> = Chrome <b>B</b> = Black
<b>450</b>	<b>Frequency</b>	Frequency component of part number in bold below: 27-28 <b>30-35</b> <b>34-37</b> 37-40    40-47    47-50 50-54 <b>52-174</b> <b>66-174</b> 118-132 <b>132-152</b> <b>132-174</b> 132-198 <b>144-174</b> <b>200-225</b> <b>200-250</b> <b>250-280</b> <b>315-325</b> <b>406-430</b> <b>430-450</b> <b>450-470</b> <b>470-490</b> <b>490-512</b> <b>806-866</b> <b>896-970</b>
<b>5</b>	<b>Gain</b>	<b>Blank</b> = Unity <b>2</b> = 2.4 dB <b>3</b> = 3 dB <b>5</b> = 5 dB
<b>C</b>	<b>Phasing Coil</b>	<b>Blank</b> = Open Phasing Coil (collinear radiator only) <b>C</b> = Closed Phasing Coil (collinear radiator only)
<b>N</b>	<b>Ground Plane</b>	<b>Blank</b> = Ground Plane required <b>N</b> = No Ground Plane required
<b>S</b>	<b>Spring Option</b>	<b>S</b> = Spring Option

All coils are tuned on a HP® analyzer before packaging to assure proper performance.

### Model      Frequency      Gain      Whip Style

#### UHF CLOSED COIL COLLINEAR MODELS

B4065C	406-430 MHz	5 dB	37 3/8" Collinear
B4305C	430-450 MHz	5 dB	34 1/8" Collinear
B4505C	450-470 MHz	5 dB	32 3/4" Collinear
B4705C	470-490 MHz	5 dB	31 1/4" Collinear
B4905C	490-512 MHz	5 dB	29 1/8" Collinear

#### UHF NO GROUND PLANE BASE LOADED 1/2 WAVE MODELS

B4062N	406-430 MHz	2.4 dB	12 3/8" Straight
B4302N	430-450 MHz	2.4 dB	10 5/8" Straight
B4502N	450-470 MHz	2.4 dB	10 5/16" Straight
B4702N	470-490 MHz	2.4 dB	9 3/4" Straight
B4902N	490-512 MHz	2.4 dB	10 3/4" Straight

#### UHF NO GROUND PLANE CLOSED COIL COLLINEAR MODELS

B4065CN	406-430 MHz	5 dB	34 1/8" Collinear
B4305CN	430-450 MHz	5 dB	32 7/8" Collinear
B4505CN	450-470 MHz	5 dB	30 1/2" Collinear
B4705CN	470-490 MHz	5 dB	28 7/16" Collinear
B4905CN	490-512 MHz	5 dB	27 1/8" Collinear

#### 800/900 MHz BASE LOADED 5/8 WAVE MODELS

B8063	806-866 MHz	3 dB	4 7/8" Straight
B8963	896-970 MHz	3 dB	4 1/8" Straight

#### 800/900 MHz BASE LOADED CLOSED COLLINEAR MODELS

B8065C	806-866 MHz	5 dB	16" Collinear
B8965C	896-970 MHz	5 dB	13 3/4" Collinear

#### 800/900 MHz NO GROUND PLANE BASE LOADED 1/2 WAVE MODELS

B8062N	806-866 MHz	2.4 dB	4 7/8" Straight
B8962N	896-970 MHz	2.4 dB	4 1/8" Straight

#### 800/900 MHz NO GROUND PLANE CLOSED COLLINEAR MODELS

B8065CN	806-866 MHz	5 dB	16" Collinear
B8965CN	896-970 MHz	5 dB	13 3/4" Collinear

Whip length may vary slightly depending on manufacturing process.

### Model      Description

#### SPRING OPTION ACCESSORY

S	Shock Spring for B and C Coils
SB	Black Chrome Shock Spring for B & C Coils

Add "S" to the end of the part number to receive spring on coil. See the Ordering Guide above for details.

Note: 800/900 MHz models are not available with a spring.

#### BLACK CHROME FINISH OPTION

B	Black LowBand, VHF, UHF or 800/900 MHz
---	--

Add a "B" to the part number. See the Ordering Guide above for details.

Note: Models with whips >49" not available in black.

#### MOBILE TO BASE CONVERTERS

MBC	Mobile-to-Base Converter for VHF, UHF w/ SO239
MBCN	Mobile-to-Base Converter for VHF, UHF w/ N Term.
MBC800	Mobile-to-Base Converter for 800/900 MHz w/ N

### Model      Frequency      Gain      Whip Style

#### LOWBAND DC GROUND BASE LOADED 1/4 WAVE MODELS

C27	26-28 MHz	Unity	49" Tapered
C30	30-35 MHz	Unity	49" Tapered
C34	34-37 MHz	Unity	49" Tapered
C37	37-40 MHz	Unity	49" Tapered
C40	40-47 MHz	Unity	49" Tapered
C47	47-50 MHz	Unity	49" Tapered
C50	50-54 MHz	Unity	49" Tapered

#### VHF 1/4 WAVE MODELS

B52	52-174 MHz	Unity	55" Tapered
B66	66-174 MHz	Unity	49" Tapered

#### VHF 1/4 WAVE BROADBAND MODELS

B132	132-928 MHz	Unity	21" Straight
B132S	132-525 MHz	Unity	21" Straight

#### VHF 5/8 WAVE BROADBAND MODELS

B1323	132-174 MHz	3 dB	55" Tapered
B1443	144-174 MHz	3 dB	49" Tapered
B2003	200-250 MHz	3 dB	33" Straight
B2503	250-280 MHz	3 dB	24 1/2" Straight
B3153	315-325 MHz	3 dB	25 1/4" Straight

#### VHF NO GROUND PLANE BASE LOADED 1/2 WAVE MODELS

B1322N	132-174 MHz	2.4 dB	55" Tapered
B1442N	144-174 MHz	2.4 dB	49" Tapered
B2002N	200-225 MHz	2.4 dB	29 3/4" Straight

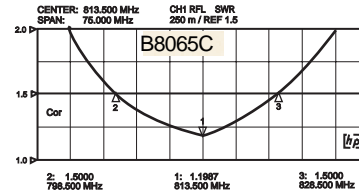
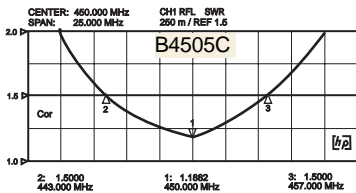
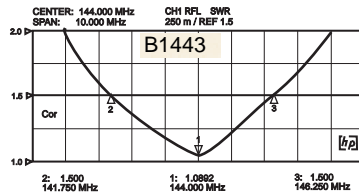
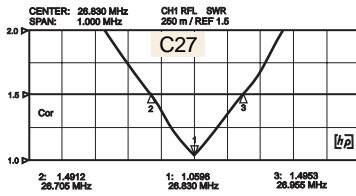
#### UHF 5/8 WAVE MODELS

B4063	406-430 MHz	3 dB	13" Straight
B4303	430-450 MHz	3 dB	11 13/16" Straight
B4503	450-470 MHz	3 dB	11" Straight
B4703	470-490 MHz	3 dB	10 11/16" Straight
B4903	490-512 MHz	3 dB	10 1/2" Straight

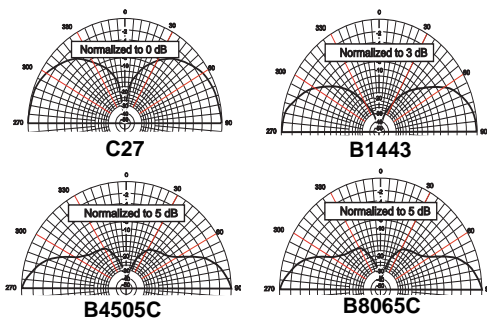
## Technical Data - Product Features & Information

- **Gain:** See model.
- **Frequency Range:** See model.
- **VSWR:** <1.5:1 unless otherwise noted, <2:1 for Lowband
- **Maximum Power:** All models - 200 watts.
- **Bandwidth:** See representative VSWR plot.
- **Impedance (Nom.):** 50 ohms
- **Tuning:** Models are shipped at the lowest frequency in the range. Custom factory tuning is available.
- **Mounting Base:** Molded high heat ABS with copper, nickel, brite or black chrome solid brass inserts
- **Radiator:** 17-7ph tapered stainless steel whip or 17-7ph straight stainless steel collinear with a centerless ground finish or black chrome plate.
- **Coil Form:** 3 dimensional precision machined delrin®.
- **Phasing Coils:** Silver plated tempered brass
- **Contacts:** Gold plated push pin
- **Mounts to:** 3/4", 3/8", Magnetic and Mini-Trunk mounts
- **Quality Control:** 100% tested on a HP® network analyzer.

### VSWR




### Vertical Field Patterns



"I have finally found a quality mobile antenna line that setting the VSWR on is consistently hassle free." Dan, Hawkins Communications Inc.



**MBC800**  
Mobile Base Converter  
For a quick base antenna - anytime, anywhere. Shown with optional B8063



CB27 , BB1443S, BB1442N, BB4505C, BB8063



B1443, B4505C, C27