

Analog Devices Welcomes Hittite Microwave Corporation

NO CONTENT ON THE ATTACHED DOCUMENT HAS CHANGED



THIS PAGE INTENTIONALLY LEFT BLANK

WIDEBAND DRIVER AMPLIFIER MODULE, 2 - 35 GHz

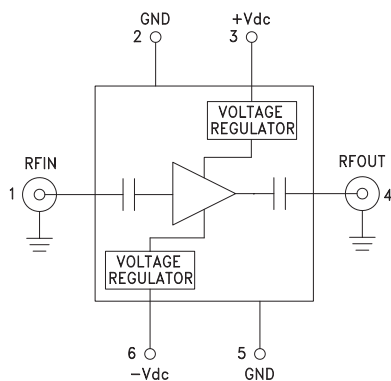


Typical Applications

The HMC-C038 Wideband Driver is ideal for:

- Telecom Infrastructure
- Microwave Radio & VSAT
- Military & Space
- Test Instrumentation
- Fiber Optics

Functional Diagram



Features

- Gain: 12 dB @ 10 GHz
- P1dB Output Power: +18 dBm @ 10 GHz
- Regulated Supply and Bias Sequencing
- Hermetically Sealed Module
- Field Replaceable 2.92 mm Connectors
- 55 °C to +85 °C Operating Temperature

General Description

The HMC-C038 is a GaAs PHEMT MMIC Distributed Power Amplifier in a miniature, hermetic module with replaceable 2.92mm connectors which operates between 2 and 35 GHz. The amplifier provides 12 dB of gain, +29 dBm output IP3 and up to +18 dBm of output power at 1 dB gain compression. Gain flatness is excellent from 2 - 16 GHz making the HMC-C038 ideal for EW, ECM RADAR and test equipment applications. The wideband amplifier I/Os are internally matched to 50 Ohms and are DC blocked. Integrated voltage regulators allow for flexible biasing of both the negative and positive supply pins, while internal bias sequencing circuitry assures robust operation.

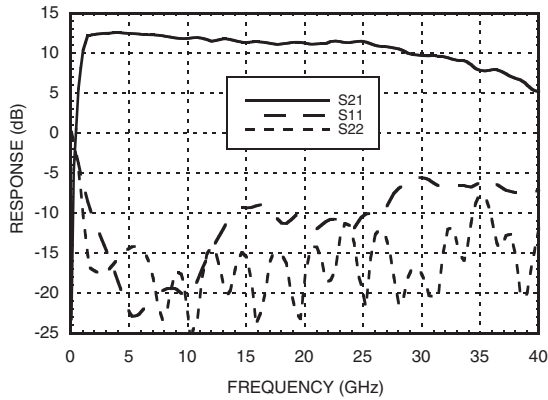
Electrical Specifications, $T_A = +25^\circ\text{C}$, $+V_{dc} = +11\text{V to } +16\text{V}$, $-V_{dc} = -4\text{V to } -12\text{V}$

Parameter	Min.	Typ.	Max.	Min.	Typ.	Max.	Min.	Typ.	Max.	Units
Frequency Range	2 - 15			15 - 27			27 - 35			GHz
Gain	9	12		8	11		6	9		dB
Gain Flatness		±0.5			±0.4			±1.5		dB
Gain Variation Over Temperature		0.02	0.03		0.02	0.03		0.02	0.03	dB/°C
Noise Figure		3.0			4.0			6.0		dB
Input Return Loss		15			10			6		dB
Output Return Loss		15			13			13		dB
Output Power for 1 dB Compression (P1dB)	15	18		13	16		10	14		dBm
Saturated Output Power (Psat)		20			18.5			15.5		dBm
Output Third Order Intercept (IP3)		29			26			25		dBm
Positive Supply Current (+IDC)		92			92			92		mA
Negative Supply Current (-IDC)		5.3			5.3			5.3		mA

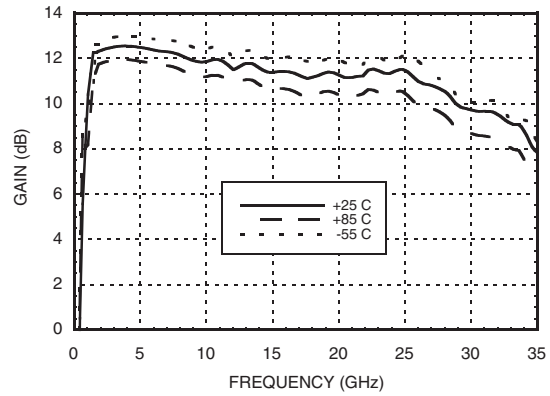
For price, delivery, and to place orders, please contact Hittite Microwave Corporation:
20 Alpha Road Chelmsford, MA 01824 Phone: 978-250-3343 Fax: 978-250-3373
Order Online at www.hittite.com

WIDEBAND DRIVER AMPLIFIER MODULE, 2 - 35 GHz

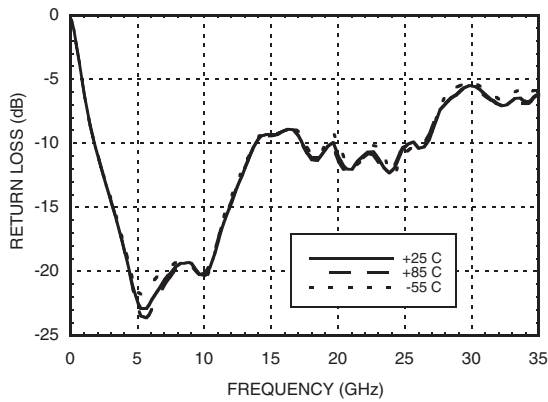
Gain & Return Loss



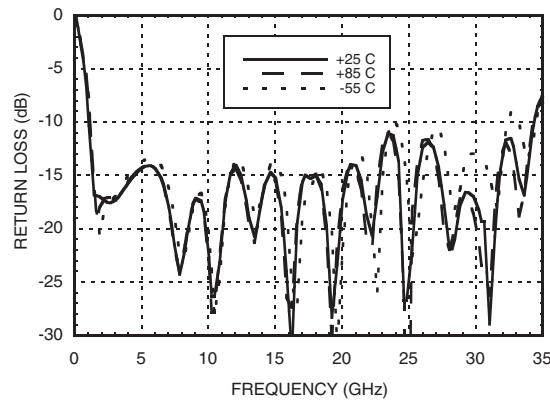
Gain vs. Temperature



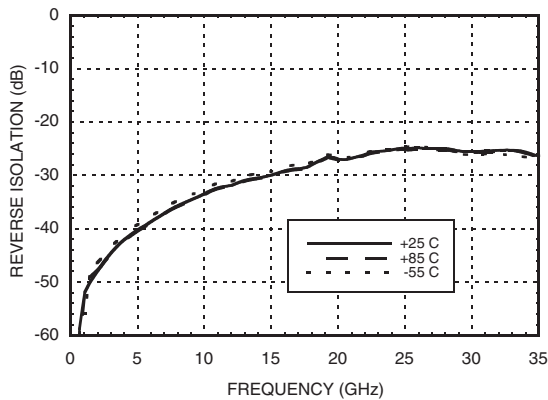
Input Return Loss vs. Temperature



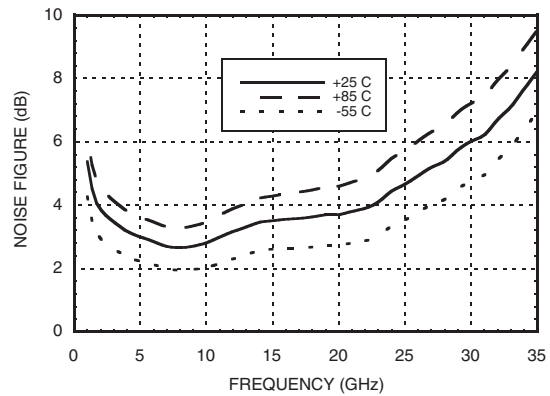
Output Return Loss vs. Temperature

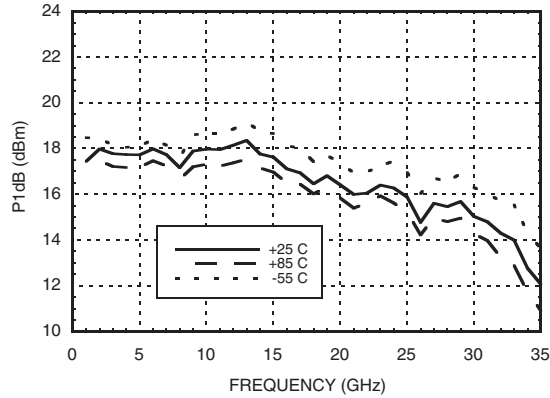
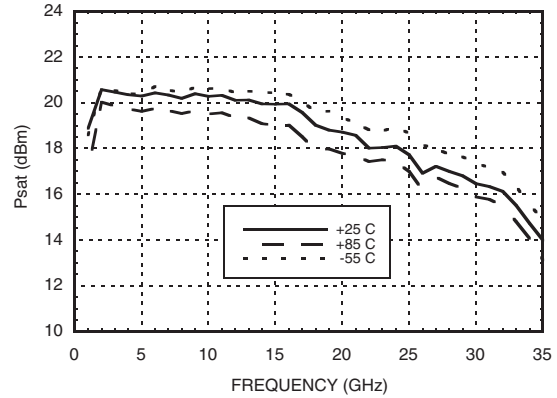
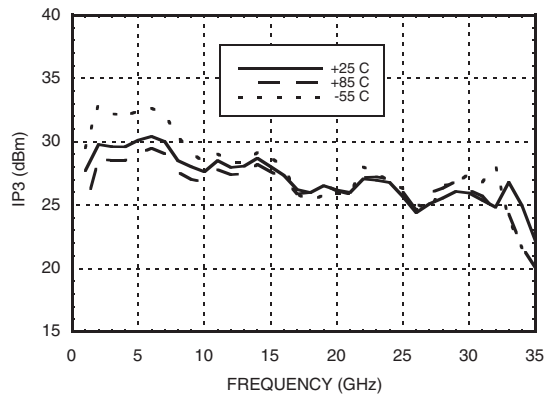


Reverse Isolation vs. Temperature



Noise Figure vs. Temperature



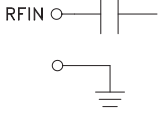

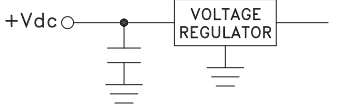
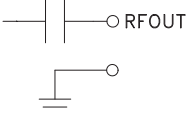
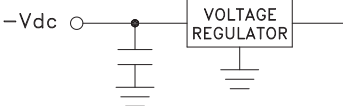
**WIDEBAND DRIVER AMPLIFIER
MODULE, 2 - 35 GHz**
P1dB vs. Temperature

Psat vs. Temperature

Output IP3 vs. Temperature

Absolute Maximum Ratings

Positive Bias Supply Voltage (+Vdc)	+17V Max
Negative Bias Supply (-Vdc)	-16V Min.
RF Input Power (RFIN)	+23 dBm
Storage Temperature	-65 to +150 °C
Operating Temperature	-55 to +85 °C


**ELECTROSTATIC SENSITIVE DEVICE
OBSERVE HANDLING PRECAUTIONS**



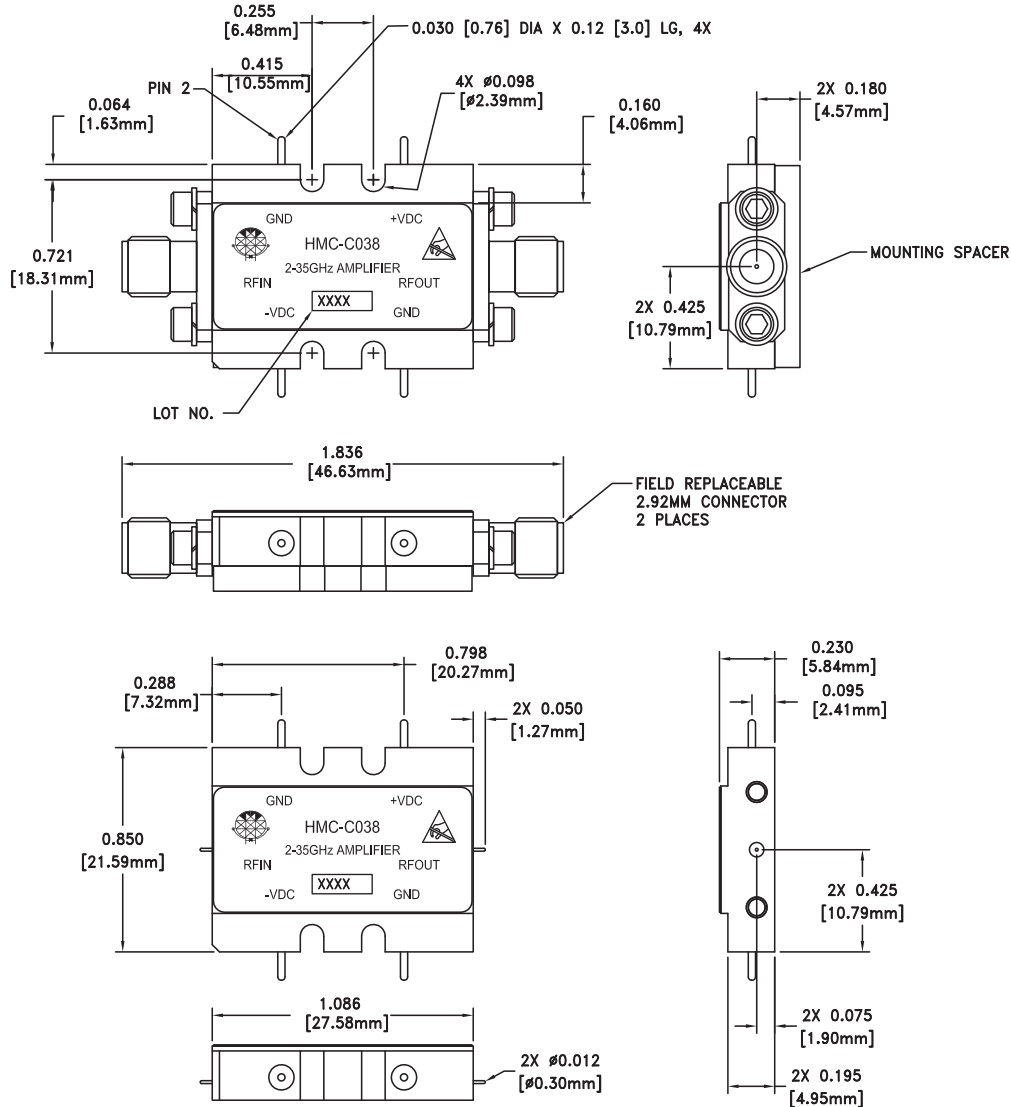
Pin Descriptions

Pin Number	Function	Description	Interface Schematic
1	RFIN & RF Ground	RF input connector, 2.92 mm female, field replaceable. This pin is AC coupled and matched to 50 Ohms.	
2, 5	GND	Power supply ground.	
3	+Vdc	Positive power supply voltage for the amplifier.	
4	RFOUT & RF Ground	RF output connector, 2.92 mm female field replaceable. This pin is AC coupled and matched to 50 Ohms.	
6	-Vdc	Negative power supply voltage for the amplifier	

**WIDEBAND DRIVER AMPLIFIER
MODULE, 2 - 35 GHz**



Outline Drawing



VIEW SHOWN WITH CONNECTORS REMOVED

Package Information

Package Type	C-10
Package Weight ^[1]	18.7 gms ^[2]
Spacer Weight	3.3 gms ^[2]

[1] Includes the connectors

[2] \pm 1 gms Tolerance

NOTES:

1. PACKAGE, LEADS, COVER MATERIAL: KOVAR™
2. FINISH: GOLD PLATE OVER NICKEL PLATE
3. ALL DIMENSIONS ARE IN INCHES [MILLIMETERS]
4. TOLERANCES:
 - 4.1 .XX = \pm 0.02
 - 4.2 .XXX = \pm 0.010
5. FIELD REPLACEABLE 2.92mm CONNECTORS TENSOLITE 231CCSF OR EQUIVALENT



MICROWAVE CORPORATION v03.0310



HMC-C038

**WIDEBAND DRIVER AMPLIFIER
MODULE, 2 - 35 GHz**

Notes:

1

AMPLIFIERS