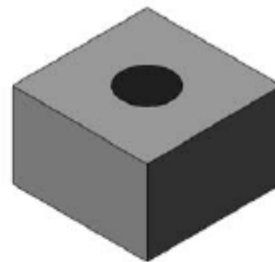


Features

- Schottky Barrier Diode Chips for general purpose applications
- Silicon dioxide passivated
- Compatible with all wire bonding and die attach techniques, with the exception of solder reflow



Maximum Ratings

Operating Temperature: -55 °C to +150 °C
 Storage Temperature: -65 °C to +150 °C

Electrical Specifications @ +25 °C (Unless Otherwise Specified)

Type Number	Minimum Breakdown Voltage	Maximum Forward Voltage	Maximum Forward Voltage	Maximum Reverse Leakage Current		Maximum Capacitance @ $V_R = 0$ Volts $f = 1.0$ MHz
	V_{BR} @ 10 μ A	V_F @ 1 mA	V_F @ I_F	I_R @ V_R		C_T
	Volts	Volts	Volts @ mA	nA	Volts	pF
CD5711	70	0.41	1.0 @15	200	50	2.0
CD5712	20	0.41	1.0 @35	150	16	1.2

Note: Effective Minority Carrier Lifetime (τ) is 100 Pico Seconds

Graphs

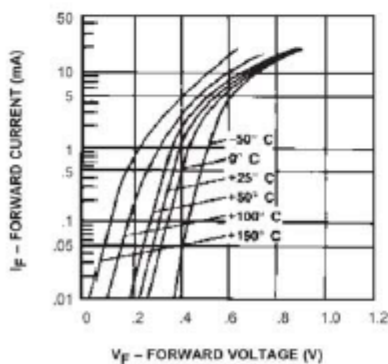


Figure 1.
I-V Curve Showing Typical Forward Voltage Variation with Temperature for Schottky Diode.

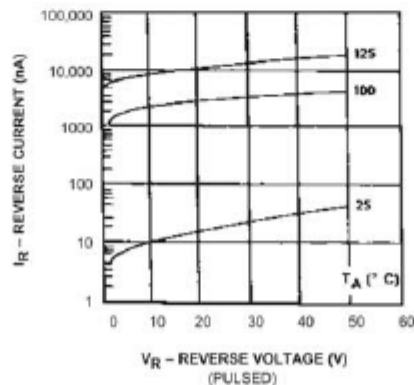


Figure 2.
Typical Variation of Reverse Current (I_R) vs. Reverse Voltage (V_R) at Various Temperatures.

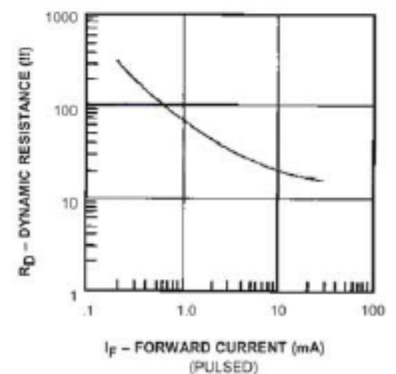
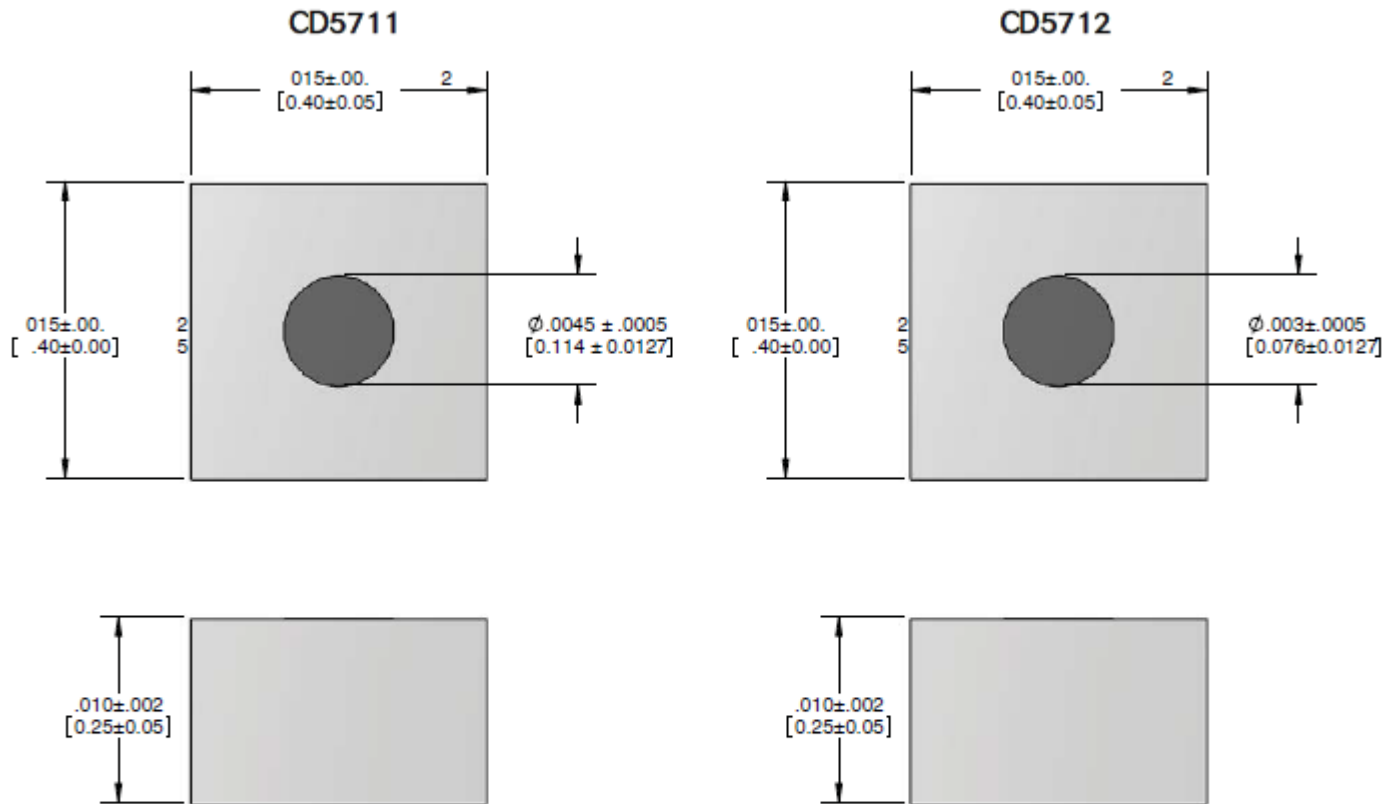


Figure 3.
Typical Dynamic Resistance (R_D) vs. Forward Current (I_F).

Outline Drawing



BACKSIDE IS CATHODE

DESIGN DATA

METALLIZATION: Top: (Anode)
 Back: (Cathode) Au

AL THICKNESS: 50,000 Å Minimum

GOLD THICKNESS: 5,000 Å Minimum

CHIP THICKNESS: 10 Mils

M/A-COM Technology Solutions Inc. All rights reserved.

Information in this document is provided in connection with M/A-COM Technology Solutions Inc ("MACOM") products. These materials are provided by MACOM as a service to its customers and may be used for informational purposes only. Except as provided in MACOM's Terms and Conditions of Sale for such products or in any separate agreement related to this document, MACOM assumes no liability whatsoever. MACOM assumes no responsibility for errors or omissions in these materials. MACOM may make changes to specifications and product descriptions at any time, without notice. MACOM makes no commitment to update the information and shall have no responsibility whatsoever for conflicts or incompatibilities arising from future changes to its specifications and product descriptions. No license, express or implied, by estoppel or otherwise, to any intellectual property rights is granted by this document.

THESE MATERIALS ARE PROVIDED "AS IS" WITHOUT WARRANTY OF ANY KIND, EITHER EXPRESS OR IMPLIED, RELATING TO SALE AND/OR USE OF MACOM PRODUCTS INCLUDING LIABILITY OR WARRANTIES RELATING TO FITNESS FOR A PARTICULAR PURPOSE, CONSEQUENTIAL OR INCIDENTAL DAMAGES, MERCHANTABILITY, OR INFRINGEMENT OF ANY PATENT, COPYRIGHT OR OTHER INTELLECTUAL PROPERTY RIGHT. MACOM FURTHER DOES NOT WARRANT THE ACCURACY OR COMPLETENESS OF THE INFORMATION, TEXT, GRAPHICS OR OTHER ITEMS CONTAINED WITHIN THESE MATERIALS. MACOM SHALL NOT BE LIABLE FOR ANY SPECIAL, INDIRECT, INCIDENTAL, OR CONSEQUENTIAL DAMAGES, INCLUDING WITHOUT LIMITATION, LOST REVENUES OR LOST PROFITS, WHICH MAY RESULT FROM THE USE OF THESE MATERIALS.

MACOM products are not intended for use in medical, lifesaving or life sustaining applications. MACOM customers using or selling MACOM products for use in such applications do so at their own risk and agree to fully indemnify MACOM for any damages resulting from such improper use or sale.