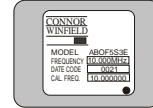


# CRYSTAL CONTROLLED OSCILLATORS

## STRATUM 3E HCMOS OCXO



ABSOLUTE MAXIMUM RATINGS

TABLE 1.0

PARAMETER	UNITS	MINIMUM	NOMINAL	MAXIMUM	UNITS	NOTE
Storage Temperature		-40	-	85	°C	
Supply Voltage	(Vcc)	-0.5	-	7	Vdc	

OPERATING SPECIFICATIONS

TABLE 2.0

PARAMETER		MINIMUM	NOMINAL	MAXIMUM	UNITS	NOTE
Center Frequency	(Fo)		10 12.8		MHz	1
Frequency Calibration		-4	-	4	ppm	2
Frequency Stability		-10	-	10	ppb	3
Aging: Daily		-1	-	1	ppb/day	4
Aging: First Year		-30	-	30	ppb	
Aging: Short Term (1Sec.)		-	5.00E-11	-	RMS	5
Aging: Long Term (20 Years)		-	-	300	ppb	
Operating Temperature Range		0	-	70	°C	
Supply Voltage	(Vcc)	4.75	5.00	5.25	Vdc	
Voltage Stability (+/-1%)		-0.5	-	0.5	ppb	6
Load Stability (+/-20%)		-0.5	-	0.5	ppb	7
Power Consumption: Turn On		-	-	2.75	W	8
Power Consumption: Steady-State		-	-	1.50	W	8
Start-Up Time		-	-	500	mS	9
Warm Up		-100	-	100	ppb	10
2G Tip-over		-	5	-	ppb/G	
TDEV at 300 seconds		-	-	5	nS	11
TDEV at 40 seconds		-	-	1	nS	11

HCMOS OUTPUT CHARACTERISTICS

TABLE 3.0

PARAMETER		MINIMUM	NOMINAL	MAXIMUM	UNITS	NOTE
LOAD		12	15	18	pF	12
Voltage (High)	(Voh)	Vcc-0.2V	-	-	Vdc	
Voltage (Low)	(Vol)	-	-	0.2	Vdc	
Duty Cycle at 50% of Vcc		45	50	55	%	
Rise / Fall Time 10% to 90%		-	-	5	nS	
Spurious Output		-	-	-80	dBc	
SSB Phase Noise at 1Hz offset		-	-	-90	dBc/Hz	
SSB Phase Noise at 10Hz offset		-	-	-115	dBc/Hz	
SSB Phase Noise at 100Hz offset		-	-	-130	dBc/Hz	
SSB Phase Noise at 1KHz offset		-	-	-135	dBc/Hz	
SSB Phase Noise at 10KHz offset		-	-	-140	dBc/Hz	

RESTALLIZATION TIME

TABLE 4.0

Off Time	Restabilization Time	NOTE
< 1 Hour	< 2 Hours	13
< 6 Hours	< 12 Hours	13
< 24 Hours	< 48 Hours	13
1 to 16 Days	48 Hours + ¼ Off Time	13
> 16 Days	< 6 Days	13

PACKAGE CHARACTERISTICS

TABLE 5.0

Package	Metal package: solder sealed, grounded case, solder tinned pins.
---------	--

Notes:

- Labels will include the calibration frequency at the time of ship.
- Initial calibration @ 25°C
- Frequency vs. temperature stability
- After ten days of continuous operation.
- Allen Variance: 1 second, 100 average.
- Frequency vs. change in supply voltage.
- Frequency vs. change in load.
- Vcc = 5.0Vdc.
- From Vcc=90% of final value. No more than 16 transitions at start-up before oscillator has started.
- Measured @ 0°C, within 5 minutes, referenced one hour after turn-on.
- At time of delivery.
- HCMOS load.
- For a given off time, the time required to meet daily aging, short-term stability and TDEV requirements.

## ABOF5S3E

### DESCRIPTION

The Connor-Winfield ABOF5S3E is a 5V Oven Controlled Crystal Oscillator (OCXO) with an HCMOS output. The ABOF5S3E is designed for Stratum 3E applications requiring low jitter and tight frequency stability.

### FEATURES

DESIGNED TO MEET STRATUM 3E REQUIREMENTS

FIXED FREQUENCY

FREQUENCY STABILITY ±10ppb

5.0V OPERATION

HCMOS OUTPUT

### ORDERING INFORMATION

ABOF5S3E - 10.00MHz

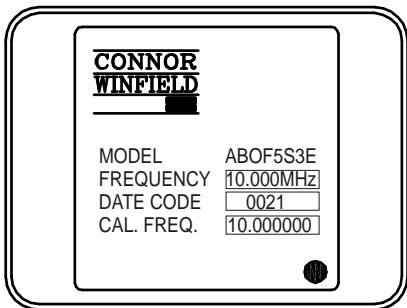
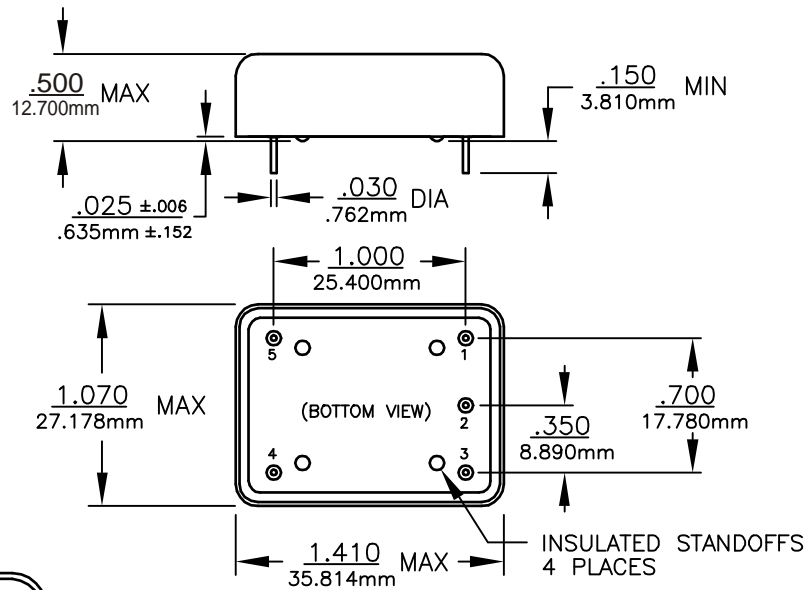
OCXO  
SERIES

CENTER  
FREQUENCY

Specifications subject to change without notice.

© Copyright 2001 Connor-Winfield all rights reserved.

CRYSTAL CONTROLLED OSCILLATORS



PIN	CONNECTION
1	NO CONNECT
2	NO CONNECT
3	SUPPLY VOLTAGE
4	RF OUTPUT
5	CIRCUIT AND PACKAGE GROUND

