

SMD INDUCTOR DR349-6 SERIES**Features**

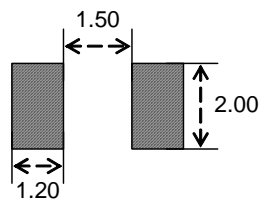
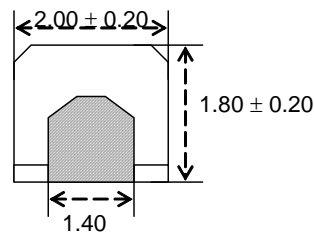
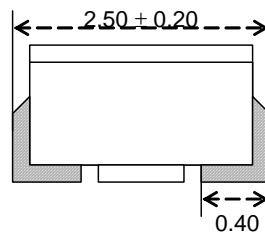
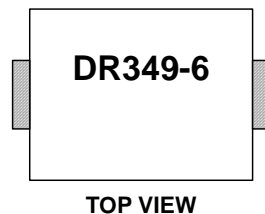
- SMD Inductor
- Suitable for Reflow soldering
- Inductance Range from 0.01 μ H to 100 μ H
- Operating Temp. -40°C to +85°C
- Tinned Leads with Leaded Solder is Available (note 4)

**ELECTRICAL SPECIFICATIONS AT 25°C**

PART NO.	INDUCTANCE (μ H) @ 0A		SRF(MHz) Min.	DCR (Ω) MAX.	MAX. RATED CURRENT (mA) TYP
DR349-6-100	0.010 \pm 10%	@100MHz	2150	0.26	530
DR349-6-120	0.012 \pm 10%	@100MHz	2050	0.27	500
DR349-6-150	0.015 \pm 10%	@100MHz	2000	0.29	480
DR349-6-180	0.018 \pm 10%	@100MHz	1850	0.31	450
DR349-6-220	0.022 \pm 10%	@100MHz	1650	0.37	420
DR349-6-270	0.027 \pm 10%	@100MHz	1550	0.40	410
DR349-6-330	0.033 \pm 10%	@100MHz	1450	0.42	400
DR349-6-390	0.039 \pm 10%	@100MHz	1350	0.45	380
DR349-6-470	0.047 \pm 10%	@100MHz	1200	0.50	360
DR349-6-560	0.056 \pm 10%	@100MHz	1100	0.60	340
DR349-6-680	0.068 \pm 10%	@100MHz	1050	0.65	320
DR349-6-820	0.082 \pm 10%	@100MHz	900	0.75	300
DR349-6-101	0.100 \pm 10%	@100MHz	800	0.80	280
DR349-6-121	0.120 \pm 10%	@25.2MHz	500	0.22	550
DR349-6-151	0.150 \pm 10%	@25.2MHz	450	0.25	500
DR349-6-181	0.180 \pm 10%	@25.2MHz	400	0.29	460
DR349-6-221	0.220 \pm 10%	@25.2MHz	300	0.30	430
DR349-6-271	0.270 \pm 10%	@25.2MHz	280	0.33	420
DR349-6-331	0.330 \pm 10%	@25.2MHz	260	0.39	400
DR349-6-391	0.390 \pm 10%	@25.2MHz	240	0.40	375
DR349-6-471	0.470 \pm 10%	@25.2MHz	210	0.44	350
DR349-6-561	0.560 \pm 10%	@25.2MHz	190	0.49	325
DR349-6-681	0.680 \pm 10%	@25.2MHz	170	0.52	300
DR349-6-821	0.820 \pm 10%	@25.2MHz	150	0.61	260
DR349-6-102	1.000 \pm 10%	@7.96MHz	150	0.75	245
DR349-6-122	1.200 \pm 10%	@7.96MHz	130	0.87	230
DR349-6-152	1.500 \pm 10%	@7.96MHz	120	1.0	220
DR349-6-182	1.800 \pm 10%	@7.96MHz	110	1.1	210
DR349-6-222	2.200 \pm 10%	@7.96MHz	105	1.3	200
DR349-6-272	2.700 \pm 10%	@7.96MHz	70	1.4	195
DR349-6-332	3.300 \pm 10%	@7.96MHz	55	1.6	185
DR349-6-392	3.900 \pm 10%	@7.96MHz	48	1.7	180
DR349-6-472	4.700 \pm 10%	@7.96MHz	43	1.9	175
DR349-6-562	5.600 \pm 10%	@7.96MHz	42	2.2	170
DR349-6-682	6.800 \pm 10%	@7.96MHz	39	2.4	165
DR349-6-822	8.200 \pm 10%	@7.96MHz	36	2.6	160

PART NO.	INDUCTANCE (μ H) @ 0A		SRF(MHz) Min.	DCR (Ω) MAX.	MAX. RATED CURRENT (mA) TYP
DR349-6-103	10.00 \pm 10%	@2.52MHz	33	2.2	155
DR349-6-123	12.00 \pm 10%	@2.52MHz	30	2.5	150
DR349-6-153	15.00 \pm 10%	@2.52MHz	26	2.8	140
DR349-6-183	18.00 \pm 10%	@2.52MHz	22	3.2	130
DR349-6-223	22.00 \pm 10%	@2.52MHz	21	3.6	125
DR349-6-273	27.00 \pm 10%	@2.52MHz	19	4.3	115
DR349-6-333	33.00 \pm 10%	@2.52MHz	17	4.7	110
DR349-6-393	39.00 \pm 10%	@2.52MHz	15	8.1	85
DR349-6-473	47.00 \pm 10%	@2.52MHz	14	8.8	80
DR349-6-563	56.00 \pm 10%	@2.52MHz	13	10.0	75
DR349-6-683	68.00 \pm 10%	@2.52MHz	12	11.5	70
DR349-6-823	82.00 \pm 10%	@2.52MHz	11	12.5	65
DR349-6-104	100.0 \pm 10%	@0.796MHz	10	13.0	60

MECHANICAL OUTLINES



NOTES:

1. All dimensions are shown in millimeters "mm".
2. General tolerance ± 0.1 mm unless otherwise specified.
3. Tape and reel quantity, 1500 pcs/reel
4. For non-RoHS parts replace DR prefix with 42- (e.g. DR349-6 becomes 42-349-6).
5. Terminal finish is compliant to RoHS requirements. Solder in accordance with J-STD-020D.