

Coaxial Low Pass Filter

NLP-550+

50Ω DC to 520 MHz

Maximum Ratings

Operating Temperature	-55°C to 100°C
Storage Temperature	-55°C to 100°C
RF Power Input	0.5W max.

Permanent damage may occur if any of these limits are exceeded.

Features

- rugged shielded case
- other NLP models available with wide selection of cut-off frequencies

Applications

- lab use
- test equipment
- video equipment



CASE STYLE: FF57

Connectors	Model
N-Type	NLP-550+

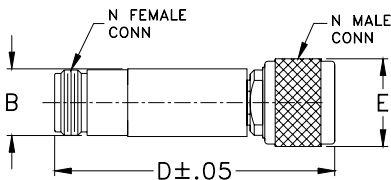
+RoHS Compliant

The +Suffix identifies RoHS Compliance. See our web site for RoHS Compliance methodologies and qualifications

Low Pass Filter Electrical Specifications

PASSBAND (MHz)	fco (MHz) Nom.	STOPBAND (MHz)		VSWR (:1)	
		(loss > 20 dB)	(loss > 40 dB)	Passband Typ.	Stopband Typ.
DC-520	570	750-920	920-2000	1.7	18

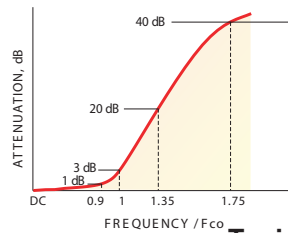
Outline Drawing



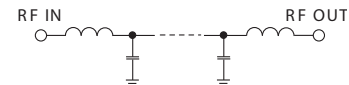
Outline Dimensions (inch/mm)

B	D	E	wt
.67	2.90	.82	grams
17.02	73.66	20.83	90.0

typical frequency response

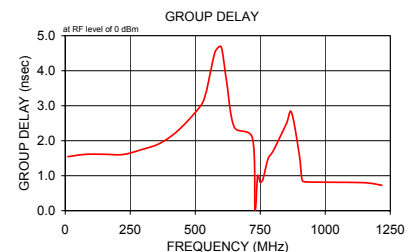
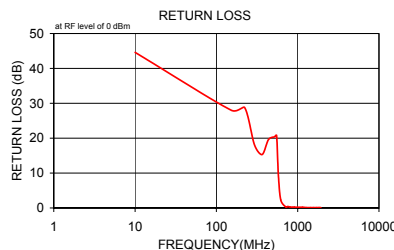


electrical schematic



Typical Performance Data

Frequency (MHz)	Insertion Loss (dB)		Return Loss (dB)	Frequency (MHz)	Group Delay (nsec)
	\bar{x}	σ			
10.00	0.02	0.1	44.6	10.00	1.55
152.50	0.10	0.1	28.0	80.00	1.61
222.50	0.15	0.1	28.8	152.50	1.61
295.00	0.27	0.1	18.0	222.50	1.61
365.00	0.38	0.1	15.3	295.00	1.75
437.50	0.36	0.1	19.6	365.00	1.93
520.00	0.57	0.1	20.4	437.50	2.32
550.00	0.75	0.1	20.8	520.00	2.99
570.00	1.17	0.3	12.7	540.00	3.34
580.00	1.68	0.4	9.2	550.00	3.66
620.00	7.07	1.1	2.3	570.00	4.37
720.00	26.51	1.6	0.2	580.00	4.59
730.00	28.52	1.6	0.3	600.00	4.68
740.00	29.95	1.6	0.3	620.00	3.72
750.00	31.57	1.6	0.4	650.00	2.39
760.00	33.24	1.7	0.4	720.00	2.08
800.00	39.85	1.9	0.3	730.00	0.04
870.00	50.78	2.4	0.2	740.00	0.99
900.00	55.60	2.9	0.2	750.00	0.81
910.00	58.10	4.7	0.2	760.00	0.89
920.00	59.19	4.2	0.2	780.00	1.49
1147.50	68.70	3.0	0.2	800.00	1.71
1290.00	68.19	3.5	0.1	850.00	2.48
1432.50	69.02	4.4	0.1	870.00	2.81
1572.50	75.22	5.7	0.1	900.00	1.61
1715.00	73.18	5.2	0.1	910.00	0.91
1787.50	71.84	3.4	0.1	920.00	0.83
1857.50	71.44	3.7	0.1	1147.50	0.80
1930.00	71.78	6.9	0.1	1217.50	0.73
2000.00	68.82	2.1	0.1	1290.00	0.65



Notes

- Performance and quality attributes and conditions not expressly stated in this specification document are intended to be excluded and do not form a part of this specification document.
- Electrical specifications and performance data contained in this specification document are based on Mini-Circuit's applicable established test performance criteria and measurement instructions.
- The parts covered by this specification document are subject to Mini-Circuits standard limited warranty and terms and conditions (collectively, "Standard Terms"); Purchasers of this part are entitled to the rights and benefits contained therein. For a full statement of the Standard Terms and the exclusive rights and remedies thereunder, please visit Mini-Circuits' website at www.minicircuits.com/MCLStore/terms.jsp

