

ISSUE 1; August 2014 - RoHS 2011/65/EU

Description

- LVPECL output Voltage Controlled Crystal Oscillator
Ceramic package with a hermetically sealed metal lid

Frequency Parameters

- Frequency 80.0MHz to 622.08MHz
- Frequency Stability $\pm 20.00\text{ppm}$ to $\pm 100.00\text{ppm}$
- Ageing: $\pm 3\text{ppm}$ max per year

Electrical Parameters

- Supply Voltage 3.3V $\pm 5\%$

Frequency Adjustment

- Pulling $\pm 100\text{ppm}$ min
- Control Voltage 1.65V $\pm 1.35\text{V}$
- Input Impedence (pin1) $> 2\text{M}\Omega$
- Linearity: $\pm 10\%$ max

Operating Temperature Ranges

- 0 to 70°C
- -40 to 85°C

Output Details

- Output Compatibility LVPECL
- Drive Capability 50Ω in VS-2.0V
- VoH: VS-1.025V max
- VoL: VS-1.620V max

Output Control

- Tri-State Function (pin2):
Enable: $> 70\%$ VS or no connection
Disable: $< 30\%$ VS
- Start Up Time: 10ms max

Noise Parameters


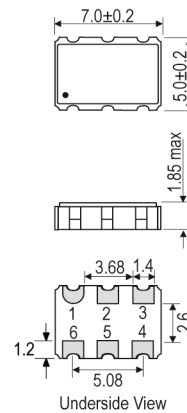
- Phase Jitter (12kHz to 20MHz): 4ps max

Environmental Parameters

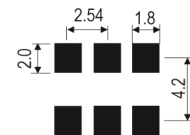
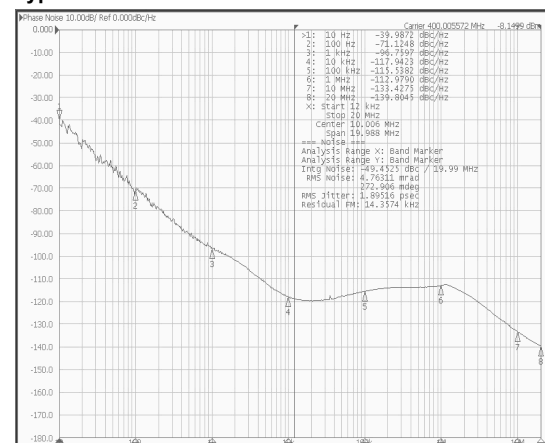
- Storage Temperature Range: -55 to 125°C
- Shock: MIL-STD-202, Method 213
- Vibration: MIL-STD-883, Method 2007

Ordering Information

- Frequency*
- Model*
- Output
- Frequency Stability*
- Operating Temperature Range*
- Supply Voltage
- Pullability
(*minimum required)
- Example
200.0MHz IQXV-32
LVPECL $\pm 50\text{ppm}$ -40 to 85C 3.3V $\pm 100\text{ppm}$ min


Outline (mm)


- Pad Connections**
1. Voltage Control
 2. Tri-State Operation
 3. GND
 4. Output +
 5. Output -
 6. +Vs

Solder Pad Layout

Typical Phase Noise Plot

Sales Office Contact Details:

UK: +44 (0)1460 270200

France: +33 (0)5 34 50 91 18

 Email: info@iqdfrequencyproducts.com

Germany: +49 (0) 30 408 192 300

USA: +1 408.273.4530

 Web: www.iqdfrequencyproducts.com



Compliance

- RoHS Status Compliant
- REACH Status Compliant
- MSL Rating (JDEC-STD-033): Not Applicable

Packaging Details

- Pack Style: Bulk Loose in bulk pack
Pack Size: 1
- Pack Style: Reel Tape and Reel in accordance with
Pack Size: 1,000 EIA-481D

Electrical Specification - maximum limiting values 3.3V ±5%

Frequency Min	Frequency Max	Temperature Range	Stability (min)	Current Draw	Rise and Fall Time	Duty Cycle
		°C	ppm	mA	ns	%
80.0MHz	622.08MHz	0 to 70	±20.0	100	1	45/55
		-40 to 85	±50.0	100	1	45/55

This document was correct at the time of printing; please contact your local sales office for the latest version.
[Click to view latest version on our website.](#)

Sales Office Contact Details:

UK: +44 (0)1460 270200

France: +33 (0)5 34 50 91 18

Email: info@iqdfrequencyproducts.com

Germany: +49 (0) 30 408 192 300

USA: +1 408.273.4530

Web: www.iqdfrequencyproducts.com