

ISSUE 6; October 2015

Description

- PLL based, one time only factory programmable for a fast lead time
- Crystal oscillator in a hermetically sealed ceramic package with a metal lid
- See CFPS-53 for our standard crystal oscillator alternative

Frequency Parameters

- Frequency: 1.0MHz to 133.0MHz
- Frequency Stability: $\pm 20.00\text{ppm}$ to $\pm 100.00\text{ppm}$

Electrical Parameters

- Supply Voltage: $1.8\text{V} \pm 10\%$
- Stand-by current: $15\mu\text{A}$ max
- Start Up Time: 2ms max

Operating Temperature Ranges

- 20 to 70°C
- 40 to 85°C

Output Details

- Output Compatibility: CMOS
- Drive Capability: 15pF max

Output Control

- Logic '1' ($>70\%V_S$) to pad 1 enables oscillator output
- Logic '0' ($<30\%V_S$) to pad 1 disables oscillator output; when disabled the oscillator output goes to the high impedance state
- No connection to pad 1 enables oscillator output

Noise Parameters

- Period Jitter: 200ps max

Environmental Parameters

- Storage Temperature Range: -55 to 125°C

Ordering Information

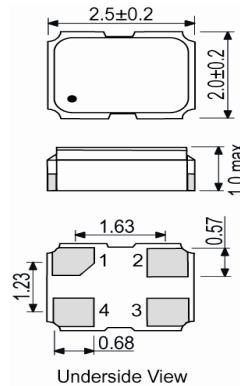
- Frequency*
- Model*
- Output Compatibility
- Frequency Stability (over operating temperature range)*
- Operating Temperature Range*
- Supply Voltage (*minimum required)
- Example
20.0MHz CFPP-53
CMOS $\pm 50\text{ppm}$ -40 to 85C 1.8V

Compliance

- RoHS Status (2011/65/EU): Compliant
- REACH Status: Compliant
- MSL Rating (JDEC-STD-033): Not Applicable



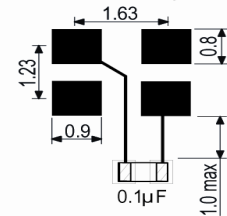
Outline (mm)



Pad Connections

- Standby
- GND
- Output
- +Vs

Solder Pad Layout



Sales Office Contact Details:

UK: +44 (0)1460 270200
 Germany: 0800 1808 443

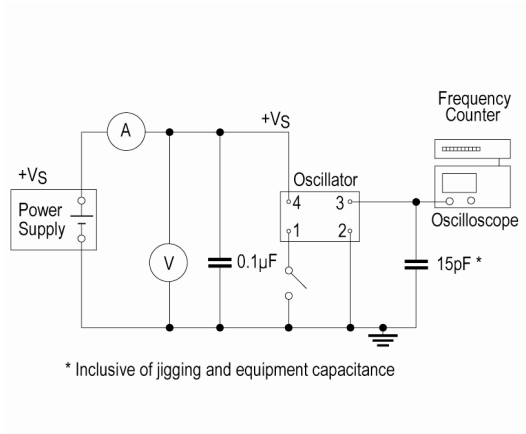
France: 0800 901 383
 USA: +1 408.273.4530

Email: info@iqdfrequencyproducts.com
 Web: www.iqdfrequencyproducts.com

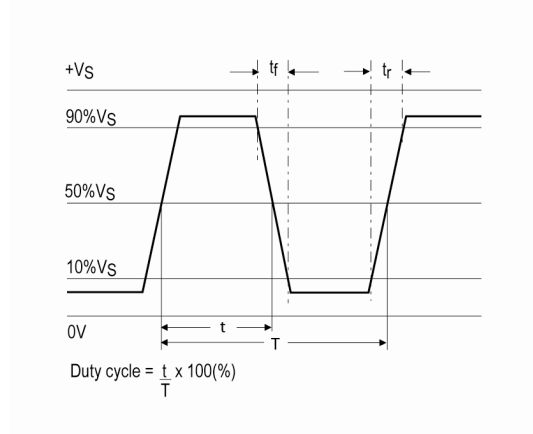
Packaging Details

- Pack Style: Reel Tape & reel in accordance with EIA-481-D
Pack Size: 1,000
- Pack Style: Cutt In tape, cut from a reel
Pack Size: 1
- Pack Style: Bulk Loose in bulk pack
Pack Size: 1

Test Circuit



Wave Form



Electrical Specification - maximum limiting values 1.8V ±10%

Frequency Min	Frequency Max	Temperature Range	Stability (Min)	Current Draw	Rise and Fall Time	Duty Cycle
		°C	ppm	mA	ns	%
1.0MHz	9.999999MHz	-20 to 70 -40 to 85	±20.0 ±20.0	6 6	5 5	45/55 45/55
10.0MHz	29.999999MHz	-20 to 70 -40 to 85	±20.0 ±20.0	6 6	4 4	45/55 45/55
30.0MHz	74.999999MHz	-20 to 70 -40 to 85	±20.0 ±20.0	8 8	4 4	45/55 45/55
75.0MHz	133.0MHz	-20 to 70 -40 to 85	±20.0 ±20.0	12 12	4 4	45/55 45/55

This document was correct at the time of printing; please contact your local sales office for the latest version.

[Click to view latest version on our website.](#)

Sales Office Contact Details:

UK: +44 (0)1460 270200
Germany: 0800 1808 443

France: 0800 901 383
USA: +1 408.273.4530

Email: info@iqdfrequencyproducts.com
Web: www.iqdfrequencyproducts.com