

Coaxial Low Pass Filter

NLP-250+ NLP-250

50Ω DC to 225 MHz

Maximum Ratings

Operating Temperature	-55°C to 100°C
Storage Temperature	-55°C to 100°C
RF Power Input	0.5W max.

Permanent damage may occur if any of these limits are exceeded.

Features

- rugged shielded case
- other NLP models available with wide selection of cut-off frequencies

Applications

- lab use
- test equipment
- video equipment



CASE STYLE: FF57

Connectors	Model	Price	Qty.
N-Type	NLP-250(+)	\$35.95 ea.	(1-9)

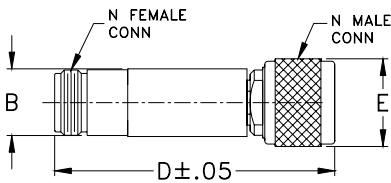
+RoHS Compliant

The +Suffix identifies RoHS Compliance. See our web site for RoHS Compliance methodologies and qualifications

Low Pass Filter Electrical Specifications

PASSBAND (MHz)	fco (MHz) Nom.	STOPBAND (MHz)		VSWR (:1)	
		(loss > 20 dB)	(loss > 40 dB)	Passband Typ.	Stopband Typ.
DC-225	250	320-400	400-1200	1.7	18

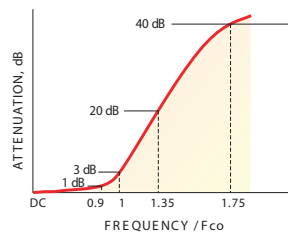
Outline Drawing



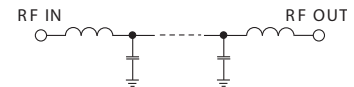
Outline Dimensions (inch/mm)

B	D	E	wt
.67	2.90	.82	grams
17.02	73.66	20.83	90.0

typical frequency response

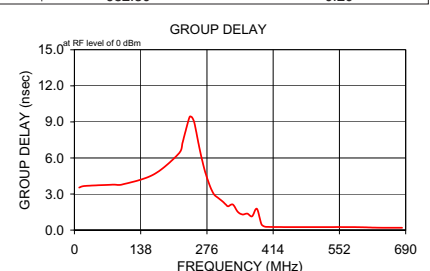
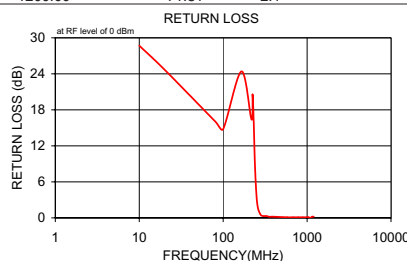
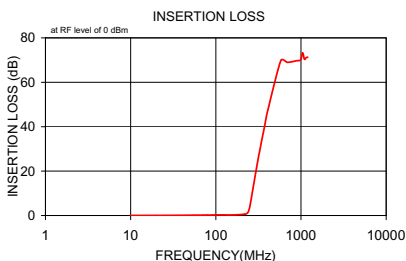


electrical schematic



Typical Performance Data

Frequency (MHz)	Insertion Loss (dB)		Return Loss (dB)	Frequency (MHz)	Group Delay (nsec)
	\bar{x}	σ			
10.00	0.03	0.1	28.7	10.00	3.54
20.00	0.03	0.1	24.7	20.00	3.66
80.00	0.20	0.1	16.1	80.00	3.78
100.00	0.28	0.1	14.8	100.00	3.80
165.00	0.27	0.1	24.4	165.00	4.63
217.50	0.60	0.1	16.4	217.50	6.37
225.00	0.64	0.1	20.4	225.00	7.25
240.00	1.59	0.3	8.3	230.00	8.00
250.00	3.87	0.6	3.6	240.00	9.42
260.00	7.27	0.9	1.6	245.00	9.37
280.00	14.62	1.0	0.5	250.00	8.91
300.00	21.27	1.1	0.3	260.00	6.90
310.00	24.28	1.2	0.3	270.00	5.18
315.00	25.71	1.2	0.3	280.00	3.91
320.00	27.12	1.3	0.3	290.00	3.02
330.00	29.77	1.3	0.3	300.00	2.66
350.00	34.87	1.6	0.2	310.00	2.33
370.00	39.35	1.9	0.2	315.00	2.14
380.00	41.63	2.0	0.2	320.00	1.98
390.00	43.91	2.3	0.2	330.00	2.13
400.00	46.09	2.7	0.2	340.00	1.53
580.00	69.80	3.0	0.1	350.00	1.30
682.50	69.02	1.5	0.1	360.00	1.37
785.00	69.27	2.4	0.1	370.00	1.15
890.00	69.72	4.5	0.1	380.00	1.78
992.50	70.16	5.1	0.1	390.00	0.46
1045.00	73.29	6.6	0.1	400.00	0.27
1097.50	70.40	5.6	0.0	580.00	0.25
1147.50	71.08	3.9	0.2	630.00	0.20
1200.00	71.31	2.1	0.2	682.50	0.20



Notes

- Performance and quality attributes and conditions not expressly stated in this specification document are intended to be excluded and do not form a part of this specification document.
- Electrical specifications and performance data contained in this specification document are based on Mini-Circuit's applicable established test performance criteria and measurement instructions.
- The parts covered by this specification document are subject to Mini-Circuits standard limited warranty and terms and conditions (collectively, "Standard Terms"); Purchasers of this part are entitled to the rights and benefits contained therein. For a full statement of the Standard Terms and the exclusive rights and remedies thereunder, please visit Mini-Circuits' website at www.minicircuits.com/MCLStore/terms.jsp

