

Coaxial Low Pass Filter

NLP-750+

50Ω DC to 700 MHz

Maximum Ratings

Operating Temperature -55°C to 100°C

Storage Temperature -55°C to 100°C

RF Power Input 0.5W max.

Permanent damage may occur if any of these limits are exceeded.

Features

- rugged shielded case
- other NLP models available with wide selection of cut-off frequencies

Applications

- lab use
- test equipment
- video equipment



CASE STYLE: FF57

Connectors Model

N-Type NLP-750+

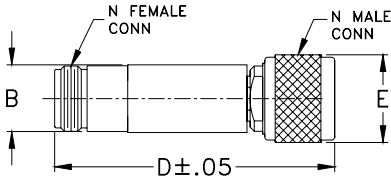
+RoHS Compliant

The +Suffix identifies RoHS Compliance. See our web site for RoHS Compliance methodologies and qualifications

Low Pass Filter Electrical Specifications

PASSBAND (MHz)	fco (MHz) Nom.	STOPBAND (MHz)		VSWR (:1)	
		(loss > 20 dB)	(loss > 40 dB)	Passband Typ.	Stopband Typ.
DC-700	770	1000-1300	1300-2000	1.7	18

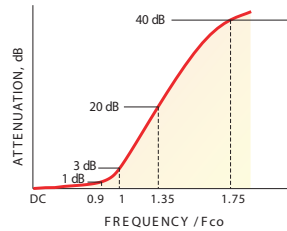
Outline Drawing



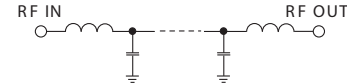
Outline Dimensions (inch/mm)

B	D	E	wt
.67	2.90	.82	grams
17.02	73.66	20.83	90.0

typical frequency response

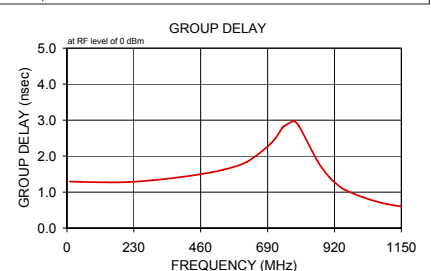
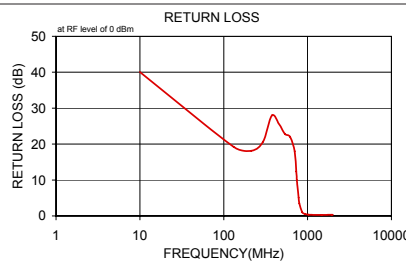


electrical schematic



Typical Performance Data

Frequency (MHz)	Insertion Loss (dB)	Return Loss (dB)	Frequency (MHz)	Group Delay (nsec)
	\bar{x}	σ		
10.00	0.02	0.00	10.00	1.29
131.00	0.15	0.01	131.00	1.27
213.00	0.20	0.01	213.00	1.28
294.00	0.21	0.01	294.00	1.33
375.00	0.23	0.01	375.00	1.40
456.00	0.28	0.01	456.00	1.49
537.00	0.35	0.01	537.00	1.62
619.00	0.43	0.01	619.00	1.84
700.00	0.64	0.04	700.00	2.34
732.00	0.99	0.17	732.00	2.68
741.00	1.18	0.24	741.00	2.79
746.00	1.31	0.28	746.00	2.83
781.00	2.95	0.71	781.00	2.97
799.00	4.36	0.93	799.00	2.82
862.00	11.17	1.19	862.00	1.86
903.00	15.89	1.11	903.00	1.41
944.00	20.34	1.01	944.00	1.12
959.00	21.89	0.97	959.00	1.05
1020.00	27.86	0.85	1020.00	0.85
1100.00	34.87	0.76	1100.00	0.67
1220.00	44.18	0.74	1220.00	0.53
1300.00	49.74	0.87	1300.00	0.48
1470.00	60.03	1.66	1470.00	0.54
1550.00	64.14	2.28	1550.00	0.27
1630.00	67.42	2.85	1630.00	0.35
1710.00	70.05	3.30	1710.00	0.17
1750.00	71.00	3.31	1750.00	0.49
1830.00	72.16	3.29	1830.00	0.79
1950.00	72.55	2.75	1950.00	1.22
2000.00	72.63	2.29	2000.00	0.33



Notes

- Performance and quality attributes and conditions not expressly stated in this specification document are intended to be excluded and do not form a part of this specification document.
- Electrical specifications and performance data contained in this specification document are based on Mini-Circuit's applicable established test performance criteria and measurement instructions.
- The parts covered by this specification document are subject to Mini-Circuits standard limited warranty and terms and conditions (collectively, "Standard Terms"); Purchasers of this part are entitled to the rights and benefits contained therein. For a full statement of the Standard Terms and the exclusive rights and remedies thereunder, please visit Mini-Circuits' website at www.minicircuits.com/MCLStore/terms.jsp

