

Coaxial

# Voltage Controlled Oscillator

## ZX95-2745+

Wide Band 2000 to 2745 MHz

### Features

- low phase noise
- low pushing
- protected by US patent 6,790,049

### Applications

- r & d
- lab
- instrumentation
- wireless communications
- satellite systems



CASE STYLE: GB956

Connectors	Model	Price	Qty.
SMA	ZX95-2745-S+	\$49.95 ea.	(1-9)

**+RoHS Compliant**  
The +Suffix identifies RoHS Compliance. See our web site for RoHS Compliance methodologies and qualifications

### Electrical Specifications

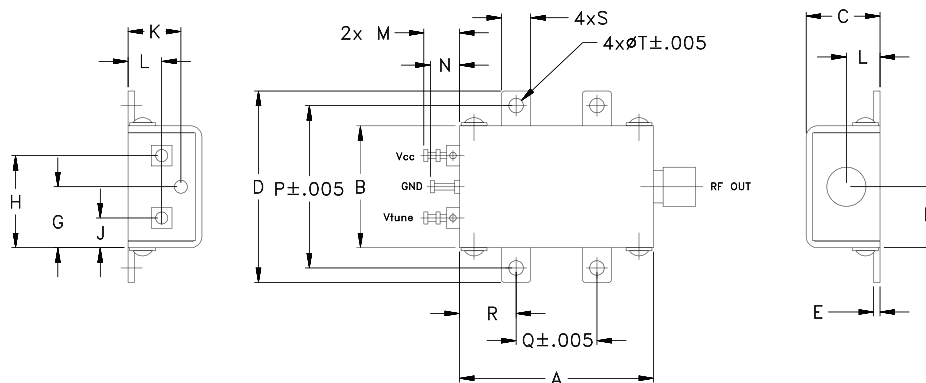
MODEL NO.	FREQ. (MHz)		POWER OUTPUT (dBm)	PHASE NOISE dBc/Hz SSB at offset frequencies, kHz				TUNING					NON HARMONIC SPURIOUS (dBc)		HARMONICS (dBc)		PULLING pk-pk @12 dB (MHz)	PUSHING (MHz/V)	DC OPERATING POWER	
	Min.	Max.		Typ.	1	10	100	1000	VOLTAGE RANGE (V)	SENSITIVITY (MHz/V)	PORT CAP (pF)	3 dB MODULATION BANDWIDTH (MHz)	Typ.	Max.	Typ.	Max.			Vcc (volts)	Current (mA)
ZX95-2745+	2000	2745	+3.5	-71	-96	-117	-137	1	24	25-56	20	45	-90	-25	-10	4	3	5	26	

### Maximum Ratings

Operating Temperature	-55°C to 85°C
Storage Temperature	-55°C to 100°C
Absolute Max. Supply Voltage (Vcc)	7V
Absolute Max. Tuning Voltage (Vtune)	26V
All specifications	50 ohm system

Permanent damage may occur if any of these limits are exceeded.

### Outline Drawing



### Outline Dimensions (inch/mm)

A	B	C	D	E	F	G	H	J	K	L	M	N	P	Q	R	S	T	wt.
1.20	.75	.46	1.18	.04	.38	.38	.57	.18	.33	.21	.22	.18	1.00	.50	.35	.18	.106	grams
30.48	19.05	11.68	29.97	1.02	9.65	9.65	14.48	4.57	8.38	5.33	5.59	4.57	25.40	12.70	8.89	4.57	2.69	35.0

**Mini-Circuits®**  
ISO 9001 ISO 14001 AS 9100 CERTIFIED  
The Design Engineers Search Engine Provides ACTUAL Data Instantly at [minicircuits.com](http://minicircuits.com)  
IF/RF MICROWAVE COMPONENTS

For detailed performance specs & shopping online see web site

P.O. Box 350166, Brooklyn, New York 11235-0003 (718) 934-4500 Fax (718) 332-4661

**Notes:** 1. Performance and quality attributes and conditions not expressly stated in this specification sheet are intended to be excluded and do not form a part of this specification sheet. 2. Electrical specifications and performance data contained herein are based on Mini-Circuit's applicable established test performance criteria and measurement instructions. 3. The parts covered by this specification sheet are subject to Mini-Circuits standard limited warranty and terms and conditions (collectively, "Standard Terms"); Purchasers of this part are entitled to the rights and benefits contained therein. For a full statement of the Standard Terms and the exclusive rights and remedies thereunder, please visit Mini-Circuits' website at [www.minicircuits.com/MCLStore/terms.jsp](http://www.minicircuits.com/MCLStore/terms.jsp).

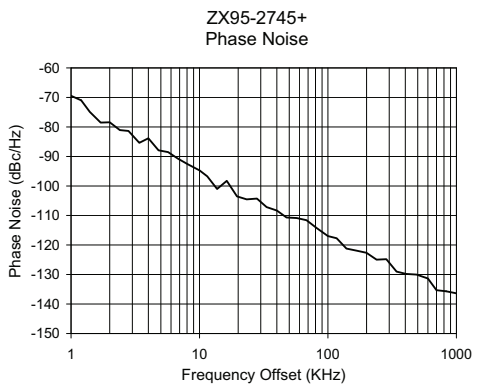
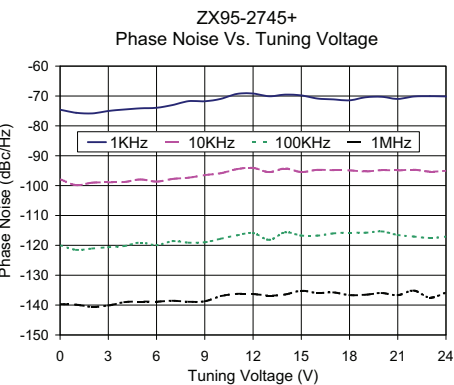
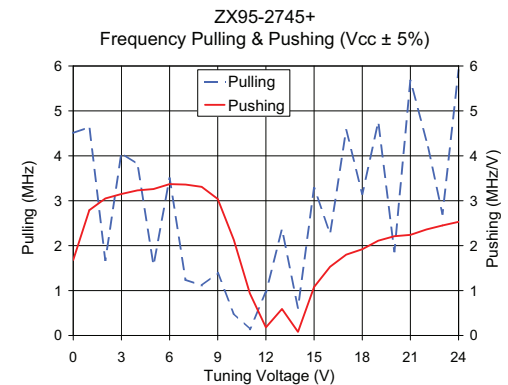
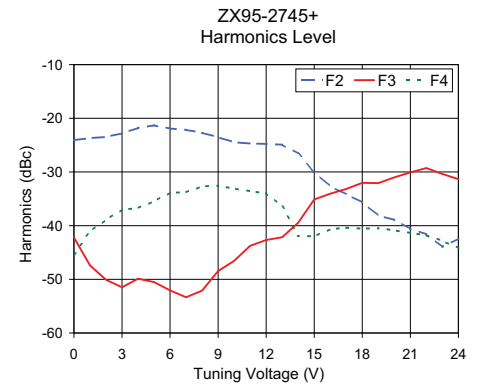
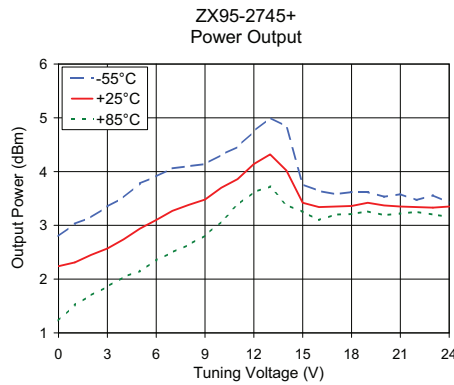
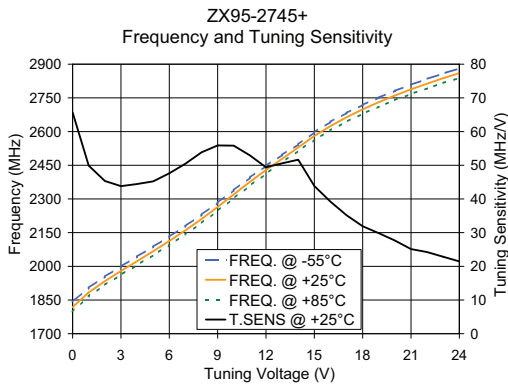
REV. OR  
M108877  
EDR-7219  
ZX95-2745+  
RAV  
120904  
Page 1 of 2

# Performance Data & Curves\*

# ZX95-2745+

V TUNE	TUNE SENS (MHz/V)	FREQUENCY (MHz)			POWER OUTPUT (dBm)			Icc (mA)	HARMONICS (dBc)			FREQ. PUSH (MHz/V)	FREQ. PULL (MHz)	PHASE NOISE (dBc/Hz) at offsets				FREQ OFFSET (KHz)	PHASE NOISE at 2400 MHz (dBc/Hz)
		-55°C	+25°C	+85°C	-55°C	+25°C	+85°C		F2	F3	F4			1kHz	10kHz	100kHz	1MHz		
0.00	65.68	1841.8	1818.2	1798.2	2.80	2.24	1.23	19.88	-24.1	-42.2	-45.4	1.68	4.51	-74.6	-97.9	-120.0	-139.6	1.0	-69.45
1.00	49.90	1904.6	1883.9	1866.8	3.03	2.31	1.52	20.02	-23.7	-47.4	-41.1	2.79	4.64	-75.6	-99.8	-121.5	-139.9	2.0	-78.41
2.00	45.34	1954.0	1933.8	1916.8	3.15	2.45	1.70	20.11	-23.5	-50.1	-38.9	3.05	1.68	-75.8	-99.0	-121.1	-140.6	3.4	-85.38
3.00	43.81	1999.0	1979.1	1962.4	3.35	2.57	1.86	20.19	-22.8	-51.5	-37.0	3.15	4.06	-75.0	-98.9	-120.6	-140.1	5.7	-88.53
4.00	44.42	2043.1	2022.9	2005.6	3.52	2.74	2.04	20.25	-21.8	-49.9	-36.7	3.23	3.81	-74.5	-98.8	-120.2	-139.0	8.1	-92.62
5.00	45.22	2087.0	2067.3	2050.1	3.78	2.94	2.15	20.34	-21.3	-50.5	-35.5	3.26	1.58	-74.1	-97.9	-119.0	-138.8	10.0	-94.73
6.00	47.61	2132.1	2112.6	2094.6	3.91	3.10	2.35	20.43	-21.9	-52.1	-33.9	3.37	3.49	-73.9	-98.7	-119.9	-138.9	19.6	-103.52
8.00	53.83	2229.7	2210.6	2192.6	4.10	3.38	2.64	20.62	-22.7	-52.1	-32.7	3.31	1.11	-71.7	-97.3	-119.1	-138.9	33.3	-107.16
10.00	55.83	2339.0	2320.4	2302.7	4.31	3.70	3.07	20.80	-24.5	-46.6	-33.1	2.13	0.49	-71.0	-95.9	-117.8	-137.0	57.2	-110.86
12.00	49.40	2447.3	2429.1	2412.2	4.75	4.14	3.62	20.93	-24.8	-42.7	-34.0	0.18	0.96	-69.2	-94.1	-115.9	-136.3	81.8	-114.28
14.00	51.64	2543.0	2529.1	2514.5	4.84	4.02	3.38	20.79	-26.6	-39.5	-41.9	0.08	0.62	-69.6	-94.3	-115.6	-136.5	100.0	-116.97
16.00	39.21	2643.1	2624.6	2605.8	3.64	3.34	3.10	20.69	-32.7	-34.1	-40.7	1.53	2.28	-70.8	-94.7	-116.8	-135.9	139.3	-121.21
17.00	35.16	2683.1	2663.8	2644.3	3.58	3.35	3.20	20.67	-34.2	-33.2	-40.4	1.80	4.57	-71.1	-94.9	-116.0	-135.7	167.3	-121.93
18.00	31.89	2718.4	2698.9	2679.0	3.62	3.36	3.21	20.65	-35.7	-32.0	-40.6	1.92	3.16	-71.5	-94.9	-115.7	-136.7	199.2	-122.64
19.00	29.85	2751.0	2730.8	2710.9	3.62	3.42	3.26	20.62	-38.1	-32.1	-40.5	2.11	4.74	-70.4	-95.2	-115.8	-136.5	284.8	-124.81
20.00	27.66	2781.1	2760.7	2740.2	3.53	3.37	3.19	20.58	-38.9	-31.0	-40.9	2.21	1.88	-70.3	-94.8	-115.3	-136.0	342.1	-129.01
21.00	25.11	2808.3	2788.3	2767.2	3.58	3.35	3.22	20.55	-40.6	-30.1	-41.4	2.24	5.67	-71.0	-94.9	-116.5	-136.7	489.1	-130.01
22.00	24.24	2834.2	2813.4	2792.8	3.47	3.34	3.25	20.50	-41.6	-29.3	-41.8	2.36	4.35	-70.2	-94.7	-117.1	-135.1	600.0	-131.34
23.00	22.84	2858.5	2837.7	2816.3	3.56	3.33	3.20	20.44	-44.0	-30.4	-42.8	2.45	2.71	-70.1	-95.3	-117.5	-137.5	832.6	-135.69
24.00	21.46	2881.5	2860.5	2838.8	3.42	3.35	3.16	20.39	-42.4	-31.3	-44.2	2.53	5.90	-70.2	-95.1	-117.1	-135.8	1000.0	-136.37

\*at 25°C unless mentioned otherwise



For detailed performance specs & shopping online see web site

P.O. Box 350166, Brooklyn, New York 11235-0003 (718) 934-4500 Fax (718) 332-4661 The Design Engineers Search Engine Provides ACTUAL Data Instantly at [minicircuits.com](http://minicircuits.com)

IF/RF MICROWAVE COMPONENTS

**Notes:** 1. Performance and quality attributes and conditions not expressly stated in this specification sheet are intended to be excluded and do not form a part of this specification sheet. 2. Electrical specifications and performance data contained herein are based on Mini-Circuit's applicable established test performance criteria and measurement instructions. 3. The parts covered by this specification sheet are subject to Mini-Circuits standard limited warranty and terms and conditions (collectively, "Standard Terms"); Purchasers of this part are entitled to the rights and benefits contained therein. For a full statement of the Standard Terms and the exclusive rights and remedies thereunder, please visit Mini-Circuits' website at [www.minicircuits.com/MCLStore/terms.jsp](http://www.minicircuits.com/MCLStore/terms.jsp).