

# Coaxial Matching Pad N-TYPE

50/75Ω

DC to 3000 MHz

## UNMP-5075+ UNMP-5075



CASE STYLE: FF779

Connectors	Model
75ΩM-N	UNMP-5075(+)
50ΩF-N	

**+RoHS Compliant**

The +Suffix identifies RoHS Compliance. See our web site for RoHS Compliance methodologies and qualifications

### Maximum Ratings

Operating Temperature -45°C to 100°C

Storage Temperature -55°C to 100°C

Permanent damage may occur if any of these limits are exceeded.

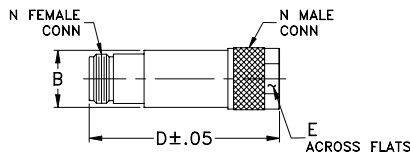
### Features

- minimum loss pad
- wideband coverage, DC to 3000 MHz
- 0.5 watt rating
- rugged unibody construction
- off-the-shelf availability
- very low cost

### Applications

- impedance matching

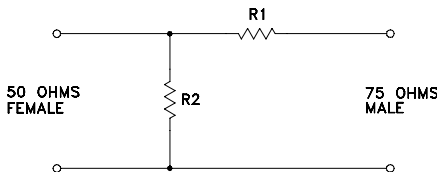
### Outline Drawing



### Outline Dimensions (inch/mm)

B	D	E	wt
.68	2.11	.718	grams
17.27	53.59	18.24	72.5

### Electrical Schematic



### Electrical Specifications

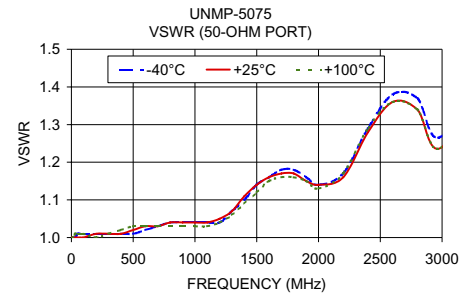
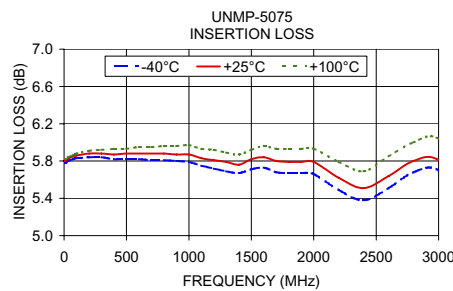
FREQ. (MHz)	ATTENUATION * (dB)			VSWR (:1) Max.			POWER (W)
	Flatness** Max.						
$f_L-f_U$	Nom.	DC-100 MHz	100-1000 MHz	1000-3000 MHz	DC-100 MHz	100-1000 MHz	1000-3000 MHz
DC-3000	5.7±0.15	0.2	0.3	0.4	1.10	1.30	1.5

\* Attenuation varies by 0.3 dB max. over temperature

\*\* Flatness= variation over band divided by 2

### Typical Performance Data

Frequency (MHz)	Attenuation (dB)	VSWR (:1)	
		50 Ω	75 Ω
1.00	5.80	1.00	1.00
5.00	5.80	1.00	1.00
10.00	5.80	1.00	1.00
50.00	5.84	1.00	1.01
100.00	5.86	1.00	1.01
300.00	5.88	1.01	1.03
500.00	5.88	1.02	1.05
800.00	5.88	1.04	1.07
1000.00	5.87	1.04	1.09
1200.00	5.81	1.05	1.11
1500.00	5.82	1.14	1.14
1800.00	5.79	1.17	1.17
2000.00	5.79	1.14	1.20
2600.00	5.64	1.36	1.30
3000.00	5.81	1.24	1.40



### Notes

- Performance and quality attributes and conditions not expressly stated in this specification document are intended to be excluded and do not form a part of this specification document.
- Electrical specifications and performance data contained in this specification document are based on Mini-Circuit's applicable established test performance criteria and measurement instructions.
- The parts covered by this specification document are subject to Mini-Circuits standard limited warranty and terms and conditions (collectively, "Standard Terms"); Purchasers of this part are entitled to the rights and benefits contained therein. For a full statement of the Standard Terms and the exclusive rights and remedies thereunder, please visit Mini-Circuits' website at [www.minicircuits.com/MCLStore/terms.jsp](http://www.minicircuits.com/MCLStore/terms.jsp)

