

Voltage Controlled Oscillator MOS-868-119+

50Ω 805 to 868 MHz

The Big Deal:

- Low Phase Noise
- Linear Tuning
- Robust design and construction
- Small size .375" x .375" x 0.131"



CASE STYLE: CZ682

Product Overview:

The MOS-868-119+ is a Voltage Controlled Oscillator, designed to operate from 805 to 868 MHz for TV Broadcasting application. The MOS-868-119+ is packaged in a metal case (size of .375" x .375" x .131") to shield against unwanted signals and noise.

Key Features

Feature	Advantages
Low Phase Noise: -116dBc/Hz typ at 10kHz offset	Low phase noise improves system EVM (Error Vector Magnitude).
Linear Tuning Sensitivity Ratio: 1.2:1 typ.	Optimal for loop filter design.
Excellent Pulling, 0.03MHz typ. at 12dB	Improves immunity changes in output load.
Robust design and construction	To enhance the robustness of MOS-868-119+, each internal component is secured to the substrate with chip bonder, thereby eliminating the risk of tombstoning during subsequent solder reflow operations by the customer and provides better immunity to microphonic effects and reduced phase hit.
Small size, .375" x .375" x .131"	The small size enables the MOS-868-119+ to be used in compact designs.



For detailed performance specs
& shopping online see web site

P.O. Box 350166, Brooklyn, New York 11235-0003 (718) 934-4500 Fax (718) 332-4661 The Design Engineers Search Engine  Provides ACTUAL Data Instantly at minicircuits.com
IF/RF MICROWAVE COMPONENTS

Notes: 1. Performance and quality attributes and conditions not expressly stated in this specification sheet are intended to be excluded and do not form a part of this specification sheet. 2. Electrical specifications and performance data contained herein are based on Mini-Circuit's applicable established test performance criteria and measurement instructions. 3. The parts covered by this specification sheet are subject to Mini-Circuits standard limited warranty and terms and conditions (collectively, "Standard Terms"); Purchasers of this part are entitled to the rights and benefits contained therein. For a full statement of the Standard Terms and the exclusive rights and remedies thereunder, please visit Mini-Circuits' website at www.minicircuits.com/MCLStore/terms.jsp.

Surface Mount

Voltage Controlled Oscillator

MOS-868-119+

Linear Tuning 805 to 868 MHz



CASE STYLE: CZ682
PRICE: \$ 15.95 ea. QTY (5-49)

Features

- linear tuning characteristics
- low phase noise
- very low pulling
- very low pushing
- aqueous washable

Applications

- wireless communications
- CDMA
- wireless radio, microphone & TV broadcasting

+RoHS Compliant

The +Suffix identifies RoHS Compliance. See our web site for RoHS Compliance methodologies and qualifications

Electrical Specifications

MODEL NO.	FREQ. (MHz)		POWER OUTPUT (dBm)	PHASE NOISE dBc/Hz SSB at offset frequencies, kHz				TUNING					NON HARMONIC SPURIOUS (dBc)	HARMONICS (dBc)		PULLING pk-pk @12 dB (MHz)	PUSHING (MHz/V)	DC OPERATING POWER				
	Min.	Max.		Typ.	1	10	100	1000	VOLTAGE RANGE (V)	SENSI-TIVITY (MHz/V)	PORT CAP (pF)	3 dB MODULATION BANDWIDTH (MHz)		Typ.	Typ.			Max.	Typ.	Typ.	Vcc (volts)	Current (mA)
MOS-868-119+	805	868	+0.5	-90	-116	-137	-158	0.25	14	7	47	87	-90	-18	-	0.03	0.5	5	30			

Pin Connections

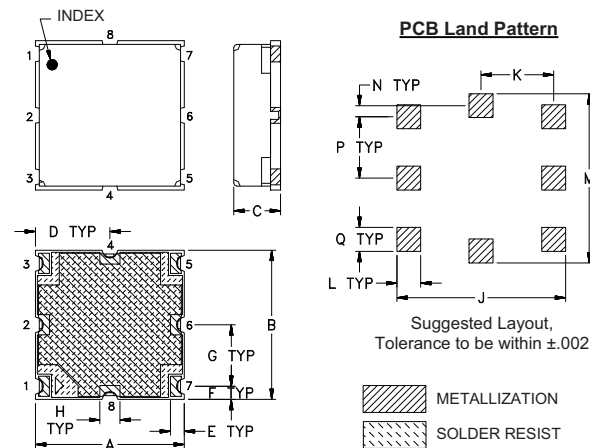
RF OUT	5
VCC	3
V-TUNE	1
GROUND	2,4,6,7,8

Maximum Ratings

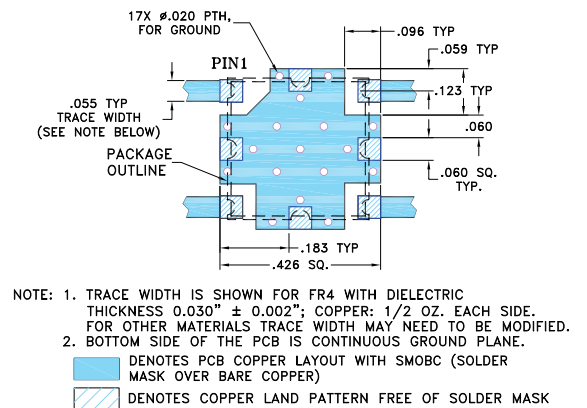
Operating Temperature	-55°C to 85°C
Storage Temperature	-55°C to 100°C
Absolute Max. Supply Voltage (Vcc)	7V
Absolute Max. Tuning Voltage (Vtune)	16V
All specifications	50 ohm system

Permanent damage may occur if any of these limits are exceeded.

Outline Drawing



Demo Board MCL P/N: TB-128 Suggested PCB Layout (PL-023)



Outline Dimensions (inch mm)

A	B	C	D	E	F	G	H	J	K	L	M	N	P	Q	wt.
.375	.375	.131	.188	.035	.033	.154	.050	.425	.183	.060	.425	.028	.154	.060	grams
9.52	9.52	3.33	4.77	0.89	0.84	3.91	1.27	10.80	4.65	1.52	10.80	0.71	3.91	1.52	.60

Mini-Circuits
ISO 9001 ISO 14001 AS 9100 CERTIFIED

For detailed performance specs & shopping online see web site

P.O. Box 350166, Brooklyn, New York 11235-0003 (718) 934-4500 Fax (718) 332-4661 The Design Engineers Search Engine **EDR** Provides ACTUAL Data Instantly at minicircuits.com

Notes: 1. Performance and quality attributes and conditions not expressly stated in this specification sheet are intended to be excluded and do not form a part of this specification sheet. 2. Electrical specifications and performance data contained herein are based on Mini-Circuit's applicable established test performance criteria and measurement instructions. 3. The parts covered by this specification sheet are subject to Mini-Circuits standard limited warranty and terms and conditions (collectively, "Standard Terms"); Purchasers of this part are entitled to the rights and benefits contained therein. For a full statement of the Standard Terms and the exclusive rights and remedies thereunder, please visit Mini-Circuits' website at www.minicircuits.com/MCLStore/terms.jsp.

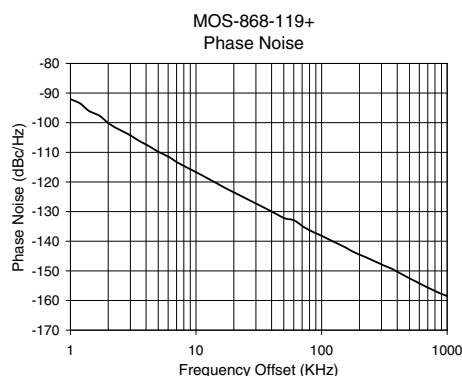
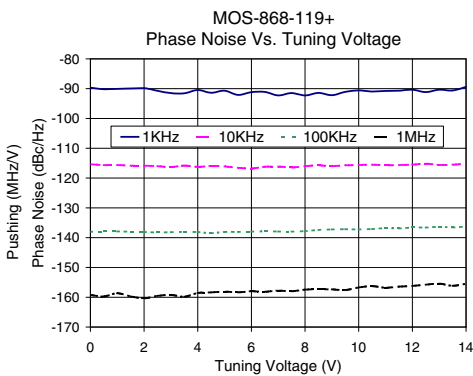
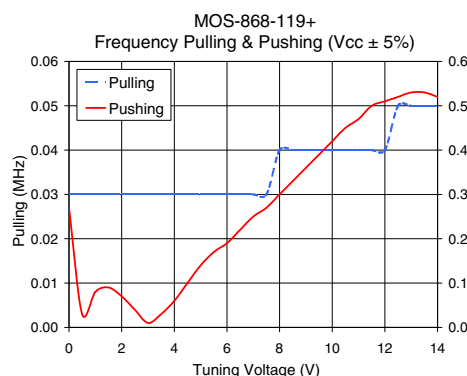
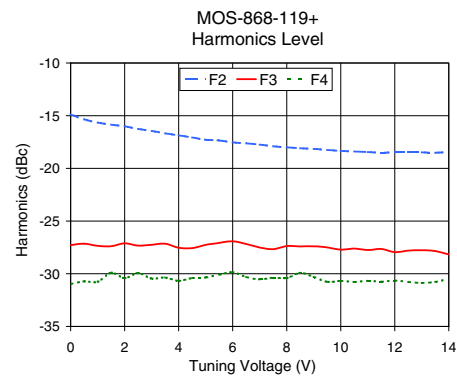
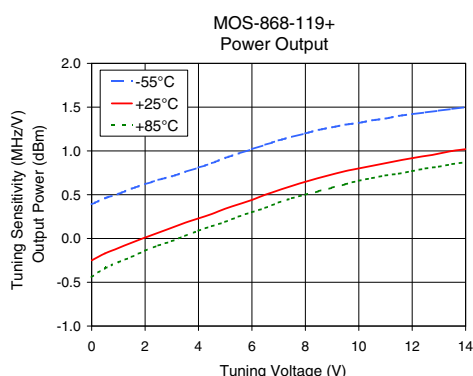
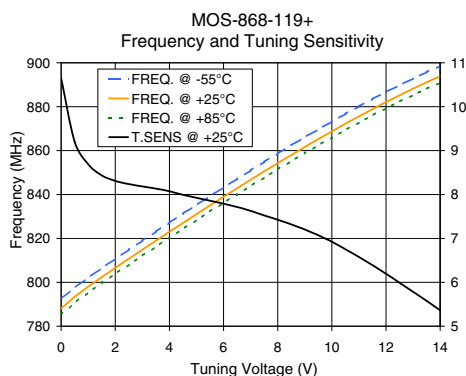
REV. OR
M127650
EDR-9991F1
MOS-868-119+
RAV
130606
Page 2 of 2

Performance Data & Curves*

MOS-868-119+

V TUNE	TUNE SENS (MHz/V)	FREQUENCY (MHz)			POWER OUTPUT (dBm)			Icc (mA)	HARMONICS (dBc)			FREQ. PUSH (MHz/V)	FREQ. PULL (MHz)	PHASE NOISE (dBc/Hz) at offsets				FREQ OFFSET (KHz)	PHASE NOISE at 837 MHz (dBc/Hz)
		-55°C	+25°C	+85°C	-55°C	+25°C	+85°C		F2	F3	F4			1kHz	10kHz	100kHz	1MHz		
0.00	10.65	792.4	788.1	785.2	0.39	-0.25	-0.44	21.69	-14.9	-27.3	-31.0	0.27	0.03	-89.7	-115.4	-138.0	-159.2	1.0	-92.05
0.25	9.93	795.0	790.8	788.0	0.43	-0.21	-0.39	21.69	-15.1	-27.2	-30.9	0.12	0.03	-89.9	-115.5	-138.0	-159.5	2.0	-100.09
1.00	8.69	802.1	798.0	795.4	0.51	-0.11	-0.27	21.71	-15.7	-27.4	-30.8	0.08	0.03	-90.0	-115.6	-137.9	-158.7	3.5	-106.06
1.50	8.44	806.5	802.4	799.7	0.57	-0.05	-0.21	21.71	-15.9	-27.4	-29.9	0.09	0.03	-90.0	-115.8	-138.0	-159.7	6.0	-111.42
2.00	8.31	810.7	806.6	803.9	0.62	0.01	-0.14	21.71	-16.0	-27.1	-30.4	0.07	0.03	-89.8	-115.8	-138.1	-160.3	8.5	-115.14
3.00	8.18	819.0	814.9	812.2	0.71	0.12	-0.03	21.70	-16.5	-27.3	-30.5	0.01	0.03	-91.5	-116.3	-138.2	-159.2	10.0	-116.71
4.00	8.07	827.2	823.0	820.3	0.81	0.23	0.09	21.69	-16.9	-27.5	-30.7	0.06	0.03	-90.5	-116.2	-138.1	-158.6	20.8	-123.91
5.00	7.93	835.3	831.1	828.3	0.92	0.34	0.19	21.69	-17.3	-27.3	-30.4	0.14	0.03	-90.7	-116.1	-138.1	-158.1	35.5	-128.86
6.00	7.79	843.2	838.9	836.2	1.02	0.44	0.30	21.69	-17.5	-26.9	-29.9	0.19	0.03	-91.2	-116.8	-138.0	-158.0	60.7	-133.01
7.00	7.63	851.0	846.7	843.9	1.12	0.55	0.41	21.68	-17.7	-27.5	-30.5	0.25	0.03	-92.3	-116.2	-137.9	-157.8	86.7	-136.99
8.00	7.43	858.7	854.3	851.5	1.20	0.65	0.50	21.68	-18.0	-27.4	-30.4	0.30	0.04	-92.3	-116.0	-137.8	-157.5	100.0	-138.17
9.00	7.21	866.1	861.6	858.9	1.27	0.73	0.58	21.68	-18.2	-27.4	-30.3	0.36	0.04	-92.2	-116.0	-137.2	-157.4	148.1	-141.66
9.50	7.07	869.7	865.2	862.4	1.30	0.77	0.62	21.67	-18.3	-27.5	-30.8	0.39	0.04	-91.1	-115.7	-137.2	-157.6	177.0	-143.49
10.00	6.92	873.3	868.8	866.0	1.32	0.80	0.66	21.67	-18.3	-27.7	-30.7	0.42	0.04	-90.6	-115.6	-137.3	-156.7	211.6	-144.94
10.50	6.75	876.8	872.2	869.4	1.35	0.83	0.69	21.66	-18.4	-27.6	-30.8	0.45	0.04	-91.0	-115.5	-137.1	-156.3	302.4	-147.91
11.00	6.58	880.2	875.6	872.8	1.37	0.86	0.72	21.66	-18.5	-27.8	-30.7	0.47	0.04	-90.8	-115.7	-136.8	-156.8	361.5	-149.27
12.00	6.19	886.7	882.1	879.2	1.42	0.92	0.77	21.65	-18.5	-28.0	-30.7	0.51	0.04	-90.4	-115.5	-136.6	-156.2	507.5	-152.55
13.00	5.78	892.8	888.2	885.3	1.46	0.97	0.82	21.65	-18.5	-27.8	-30.9	0.53	0.05	-90.3	-115.6	-136.3	-155.4	606.7	-154.41
13.50	5.58	895.8	891.1	888.2	1.48	1.00	0.85	21.65	-18.5	-27.9	-30.8	0.53	0.05	-90.6	-115.5	-136.6	-156.2	851.6	-157.34
14.00	5.36	898.6	893.9	890.9	1.50	1.02	0.87	21.64	-18.5	-28.2	-30.5	0.52	0.05	-89.4	-115.2	-136.2	-155.5	1000.0	-158.49

*at 25°C unless mentioned otherwise



For detailed performance specs & shopping online see web site

P.O. Box 350166, Brooklyn, New York 11235-0003 (718) 934-4500 Fax (718) 332-4661 The Design Engineers Search Engine Provides ACTUAL Data Instantly at minicircuits.com

IF/RF MICROWAVE COMPONENTS

Notes: 1. Performance and quality attributes and conditions not expressly stated in this specification sheet are intended to be excluded and do not form a part of this specification sheet. 2. Electrical specifications and performance data contained herein are based on Mini-Circuit's applicable established test performance criteria and measurement instructions. 3. The parts covered by this specification sheet are subject to Mini-Circuits standard limited warranty and terms and conditions (collectively, "Standard Terms"); Purchasers of this part are entitled to the rights and benefits contained therein. For a full statement of the Standard Terms and the exclusive rights and remedies thereunder, please visit Mini-Circuits' website at www.minicircuits.com/MCLStore/terms.jsp.