



**DECADES AHEAD<sup>®</sup>**  
**high power RF devices**

**Werlatone<sup>®</sup>, Inc.**

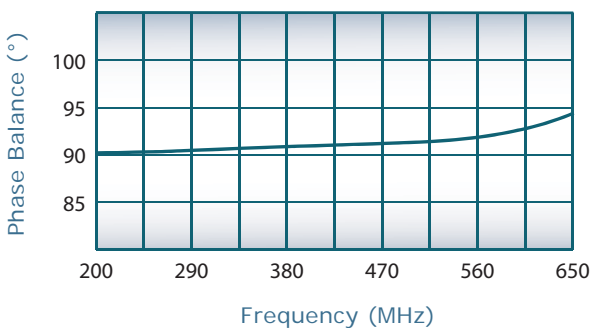
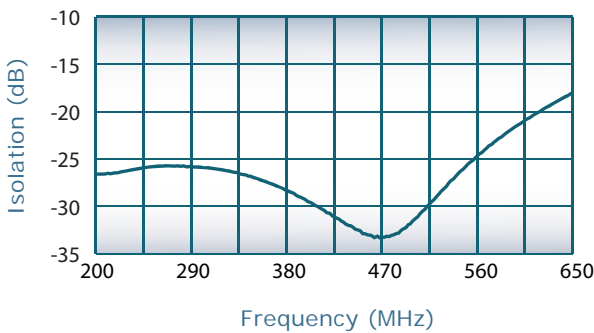
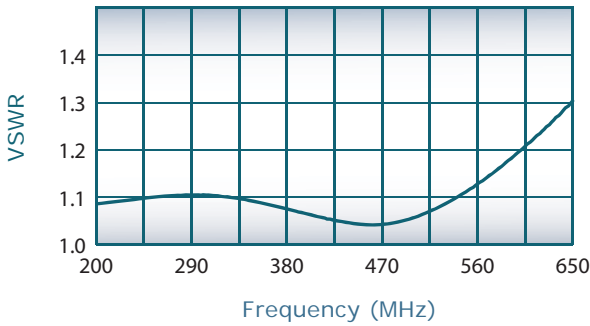
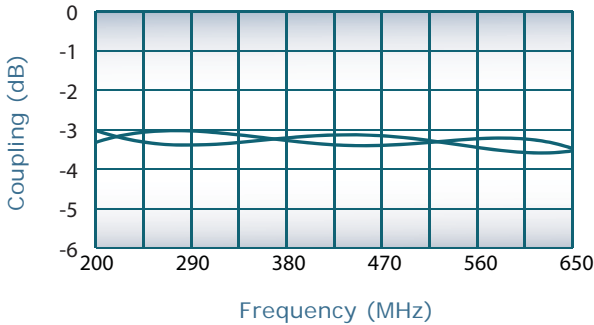
17 Jon Barrett Road Patterson, New York 12563  
 T (845) 278 2220      www.werlatone.com  
 F (845) 278 3440      sales@werlatone.com



**90° Hybrid Coupler**

**Model QH9498**

Frequency:	200 - 650 MHz
Power:	200 W CW
Insertion Loss:	0.45 dB Max.
VSWR:	1.35:1 Max.
Isolation:	18 dB Min.
Phase Balance:	± 5° Max.
Amplitude Balance:	0.3 dB Max.



**Notes**

- All specifications guaranteed
- Test data provided with each unit shipped
- Supplied as a Drop-In Unit or with Tabs
- Top/Bottom Surface Finish: 0.002 Electrodeposited Copper with Surface Finish Options: QH9498-Ag: Immersion Silver (RoHS)  
 QH9498-Sn: Immersion Tin (RoHS)  
 QH9498-Pb: Electrodeposited Tin/Lead

**Port Configurations**

Input	Output	J1	J2	J3	J4
J1	---	Isolated	-3 dB, 0°	-3 dB, -90°	-3 dB, -90°
J2	Isolated	---	-3 dB, -90°	-3 dB, 0°	-3 dB, 0°
J3	-3 dB, 0°	-3 dB, -90°	---	Isolated	Isolated
J4	-3 dB, -90°	-3 dB, 0°	Isolated	---	---

