



WR-137 Standard Gain Horn Antenna Operates From 5.85 GHz to 8.2 GHz With a Nominal 20 dB Gain WR-137 Input

TECHNICAL DATA SHEET

PE9859-20

WR-137 Standard Gain Horn Antenna Operates From 5.85 GHz to 8.2 GHz With a Nominal 20 dB Gain WR-137 Input

Configuration

Design	WR-137 Standard Gain Horn
Frequency Range, GHz	5.85 to 8.2
Polarization	Linear
Interface 1	WR-137

Electrical Specifications

Nominal Gain, dB	20
------------------	----

Mechanical Specifications

Size

Length, in [mm]	12.2 [309.88]
Width, in [mm]	6.45 [163.83]
Height, in [mm]	4.65 [118.11]
Weight, lbs [g]	1.5 [680.39]

Compliance Certifications (visit www.Pasternack.com for current document)

Plotted and Other Data

2 Dimensional OML Drawing	PE9859-20
Notes:	Values at 25 °C, sea level

WR-137 Standard Gain Horn Antenna Operates From 5.85 GHz to 8.2 GHz With a Nominal 20 dB Gain WR-137 Input from Pasternack Enterprises has same day shipment for domestic and International orders. Our RF, microwave and fiber optic products maintain a 99% availability and are part of the broadest selection in the industry.

Click the following link (or enter part number in "SEARCH" on website) to obtain additional part information including price, inventory and certifications: [WR-137 Standard Gain Horn Antenna Operates From 5.85 GHz to 8.2 GHz With a Nominal 20 dB Gain WR-137 Input PE9859-20](#)

URL: <http://www.pasternack.com/standard-gain-horn-waveguide-size-wr137-pe9859-20-p.aspx>

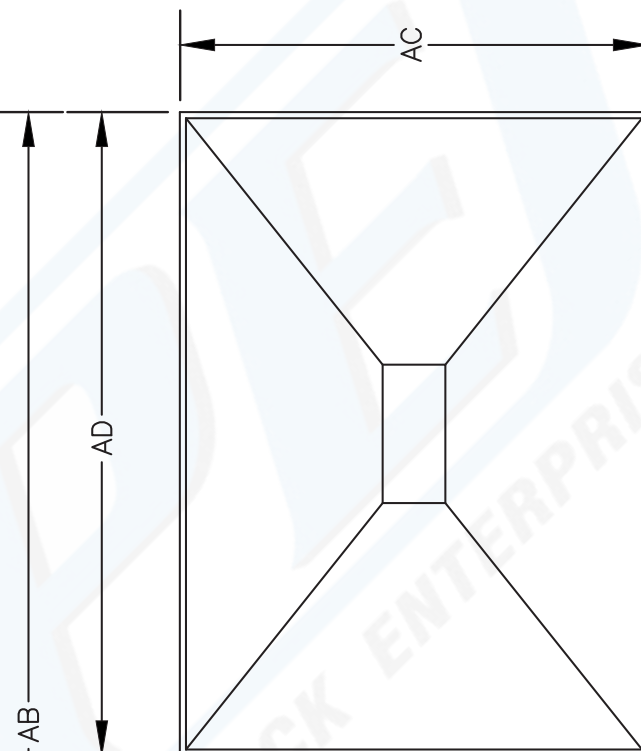
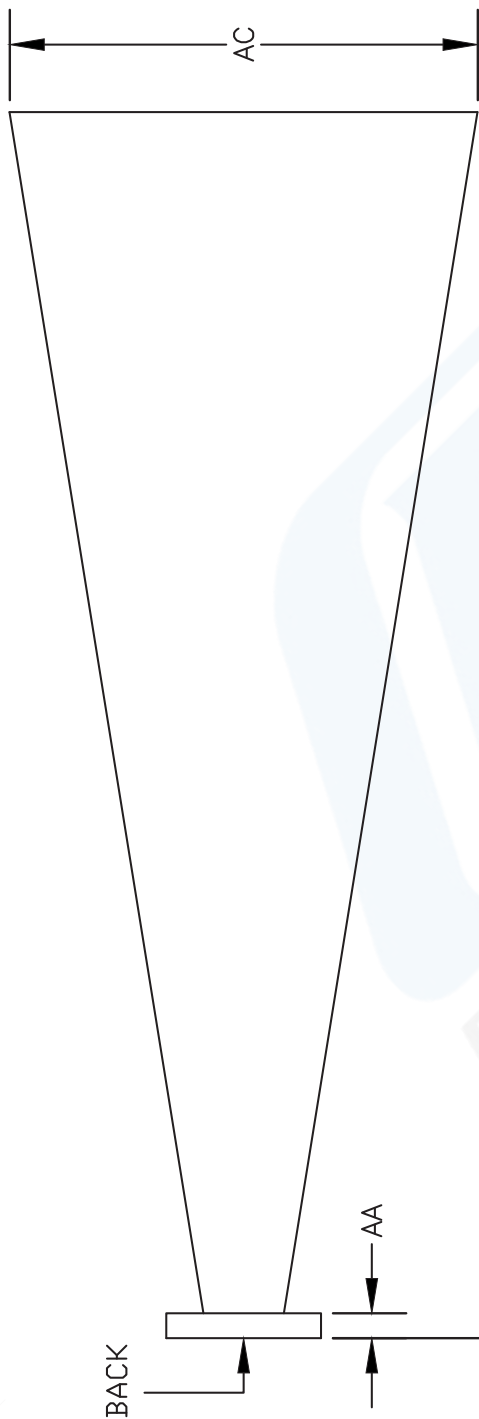
The information contained in this document is accurate to the best of our knowledge and representative of the part described herein. It may be necessary to make modifications to the part and/or the documentation of the part, in order to implement improvements. Pasternack reserves the right to make such changes as required. Unless otherwise stated, all specifications are nominal.

PE9859-20 CAD Drawing

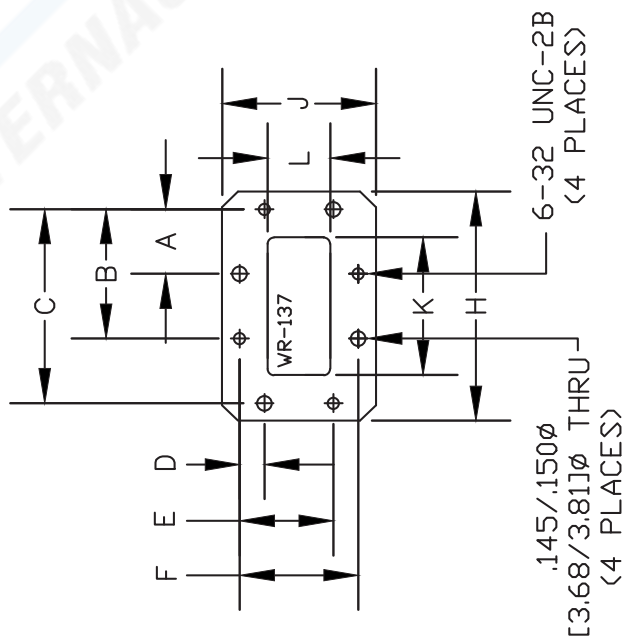
WR-137 Standard Gain Horn Antenna Operates From 5.85 GHz to 8.2 GHz With a Nominal 20 dB Gain WR-137 Input

WR137			
Dimension	Inches	mm	
A	0.643	16.33	
B	1.287	32.69	
C	1.930	49.02	
D	0.247	6.27	
E	0.933	23.70	
F	1.180	29.97	
H	2.280	57.91	
J	1.530	38.86	
K (± 0.004)	1.372	34.85	
L (± 0.004)	0.622	15.80	

AA	0.250	6.35
AB	12.200	309.88
AC	4.650	118.11
AD	6.450	163.83



FRONT VIEW



DWG TITLE

PE9859-20

NOTES:
 1. UNLESS OTHERWISE SPECIFIED ALL DIMENSIONS ARE NOMINAL.
 2. ALL SPECIFICATIONS ARE SUBJECT TO CHANGE WITHOUT NOTICE AT ANY TIME.
 3. DIMENSIONS ARE IN INCHES [mm].

REV. -

FSCM NO. 53919

CAD FILE 101403

SCALE N/A

SIZE A

127

PE PASTERNAK®

Pasternack Enterprises, Inc.
 P.O. Box 16759 | Irvine | CA | 92623
 Phone: (949) 261-1920 | Fax: (949) 261-7451
 Website: www.pasternack.com | E-Mail: sales@pasternack.com