

# Coaxial Low Pass Filter

## NLP-1750+

50Ω DC to 1400 MHz

### Maximum Ratings

Operating Temperature -55°C to 100°C

Storage Temperature -55°C to 100°C

RF Power Input 0.5W max.

Permanent damage may occur if any of these limits are exceeded.

### Features

- rugged shielded case
- other NLP models available with wide selection of cut-off frequencies

### Applications

- lab use
- test equipment
- video equipment



CASE STYLE: FF57

Connectors	Model
N-Type	NLP-1750+

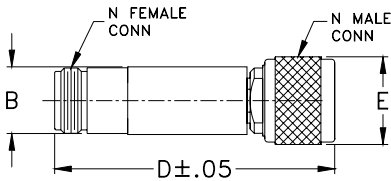
### +RoHS Compliant

The +Suffix identifies RoHS Compliance. See our web site for RoHS Compliance methodologies and qualifications

### Low Pass Filter Electrical Specifications

PASSBAND (MHz)	fco (MHz) Nom.	STOPBAND (MHz)		VSWR (:1)	
		(loss > 20 dB)	(loss > 40 dB)	Passband Typ.	Stopband Typ.
DC-1500	1750	2400-3000	3000-6000	1.3	18

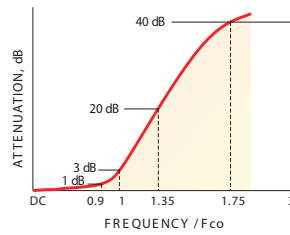
### Outline Drawing



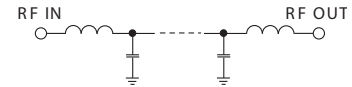
### Outline Dimensions (inch/mm)

B	D	E	wt
.67	2.90	.82	grams
17.02	73.66	20.83	90.0

### typical frequency response

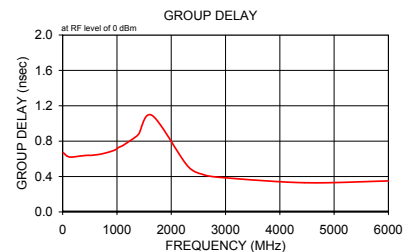
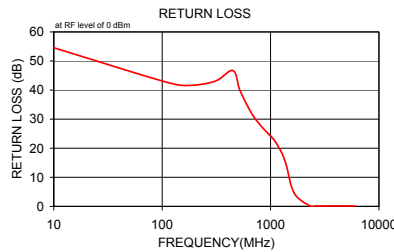
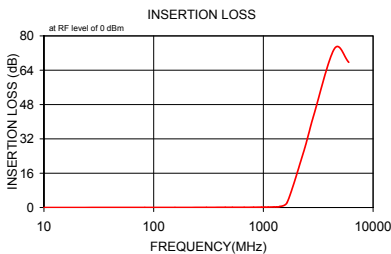


### electrical schematic



### Typical Performance Data

Frequency (MHz)	Insertion Loss (dB)		Return Loss (dB)	Frequency (MHz)	Group Delay (nsec)
	$\bar{x}$	$\sigma$			
10.00	0.01	0.00	54.57	10.00	0.67
83.15	0.03	0.00	44.01	83.15	0.63
156.31	0.04	0.00	41.59	156.31	0.62
302.63	0.07	0.01	42.96	302.63	0.63
448.94	0.09	0.01	46.71	448.94	0.64
522.10	0.10	0.01	39.86	522.10	0.64
668.42	0.11	0.01	31.98	668.42	0.65
814.73	0.14	0.01	27.73	814.73	0.67
961.05	0.17	0.01	24.86	961.05	0.70
1034.21	0.17	0.01	23.60	1034.21	0.73
1107.36	0.19	0.01	22.24	1107.36	0.75
1253.68	0.25	0.02	18.78	1253.68	0.81
1326.84	0.31	0.02	16.60	1326.84	0.84
1400.00	0.42	0.02	14.05	1400.00	0.88
1650.00	2.45	0.50	4.55	1650.00	1.09
2300.00	25.15	0.47	0.18	2300.00	0.52
2600.00	34.79	0.99	0.13	2600.00	0.42
2900.00	43.62	2.12	0.12	2900.00	0.39
4450.00	74.07	10.02	0.14	4450.00	0.33
6000.00	67.71	13.03	0.12	6000.00	0.35



### Notes

- Performance and quality attributes and conditions not expressly stated in this specification document are intended to be excluded and do not form a part of this specification document.
- Electrical specifications and performance data contained in this specification document are based on Mini-Circuit's applicable established test performance criteria and measurement instructions.
- The parts covered by this specification document are subject to Mini-Circuit's standard limited warranty and terms and conditions (collectively, "Standard Terms"); Purchasers of this part are entitled to the rights and benefits contained therein. For a full statement of the Standard Terms and the exclusive rights and remedies thereunder, please visit Mini-Circuit's website at [www.minicircuits.com/MCLStore/terms.jsp](http://www.minicircuits.com/MCLStore/terms.jsp)

