

BROADBAND DISTRIBUTED AMPLIFIER (POSITIVE-BIAS ONLY)

AP-0110

The AP-0110 is a positive bias only multipurpose amplifier available in a connectorized or surface mount EZ package. It consists of two distributed MMIC amplifiers with positive only bias circuitry to provide resonance free gain with high saturated output power from 1 to 10 GHz. It can be used for generation of square wave LO drives for T3 mixers (in saturation mode), general purpose LO drive signal generation or as a general purpose gain block for lab use (in linear mode).



Features

- Positive Bias Only Required
- Non-Inverting Output
- Surface Mount Package Available
- +22 dBm Typical Saturated Output Power
- Buffer- Amplifiers for Mixer LO
- 3rd and 5th Harmonic Generation

Electrical Specifications - Specifications guaranteed from -30 to +70°C, measured in a 50-Ohm system.

Parameter	Frequency (GHz)	Min	Typ	Max	
Input for Saturated Output (dBm)	1.0-10.0	0	+10	+18	
Saturated Output Power (dBm)					
+6 Volts Bias		+18	+22		
+5 Volts Bias		+17	+21		
Saturated Output Voltage (V_{p-p}) ¹				8	
Small Signal Gain (dB)				30	
Return Loss (dB)				15	
Reverse Isolation (dB)				60	
Output Third Order Intercept (dBm)				24	
Power Consumption (W)				1.1	2
Bias Requirements (mA)			220	320	
+5.0 to +6.3 Volts DC					

¹With a 50 Ω load impedance

Model Number	Description	Package Style(s) ²
AP-0110EZ ¹ AP-0110EZP	1.0 to 10.0 GHz Amplifier	EZ , EZP

¹EZ-Carrier Distributed Amplifiers are not suitable for in-line reflow solder. Manual assembly only.

(Refer to [EZ/EQ Amplifiers Installation Notes](#)).

²Connectorized test fixtures available for most carrier and surface mount packages. Contact factory.

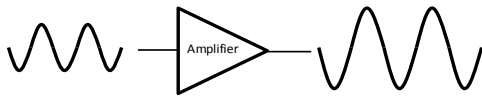
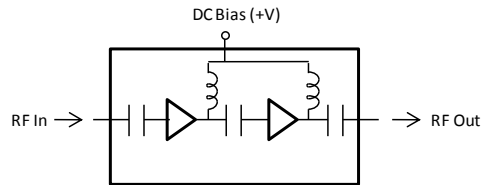
BROADBAND DISTRIBUTED AMPLIFIER

AP-0110

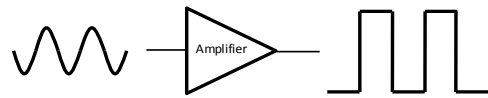
Page 2

Frequency 1.0 to 10.0 GHz

Schematic

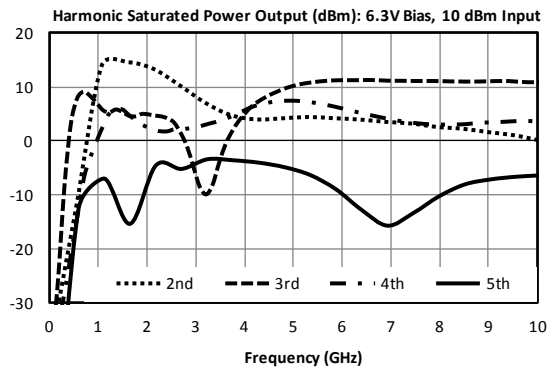
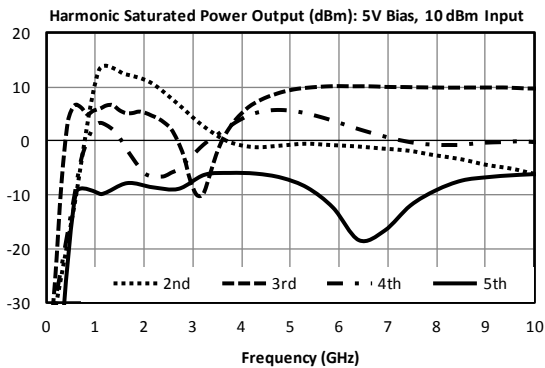
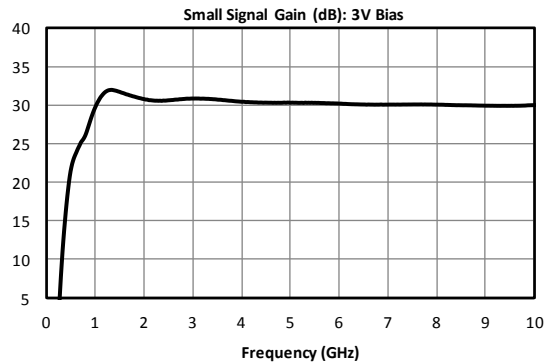
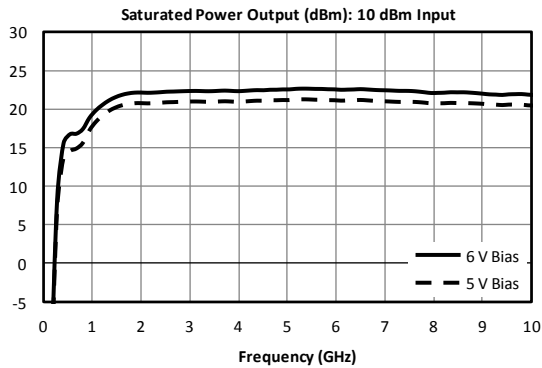


Linear operation (<-10 dBm In)



Saturated operation (>-5 dBm In)

Typical Performance

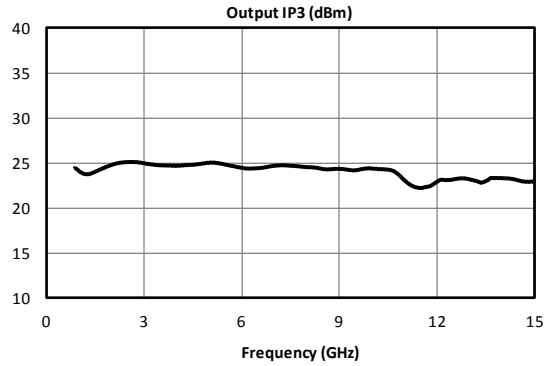
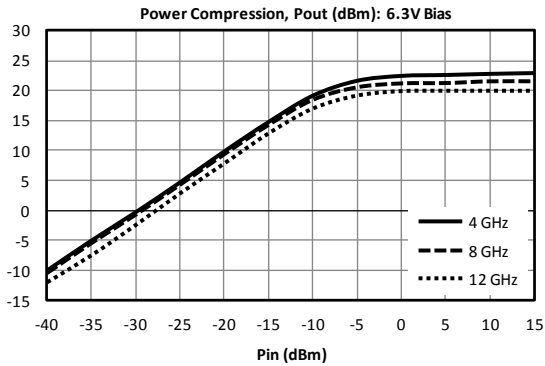


BROADBAND DISTRIBUTED AMPLIFIER

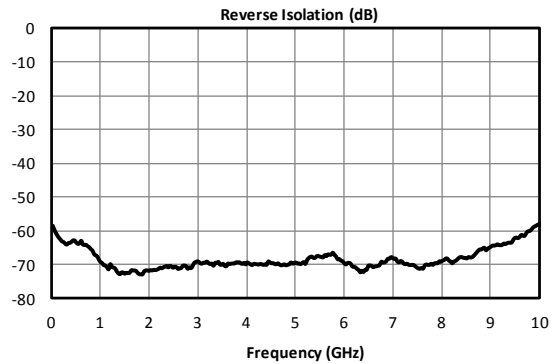
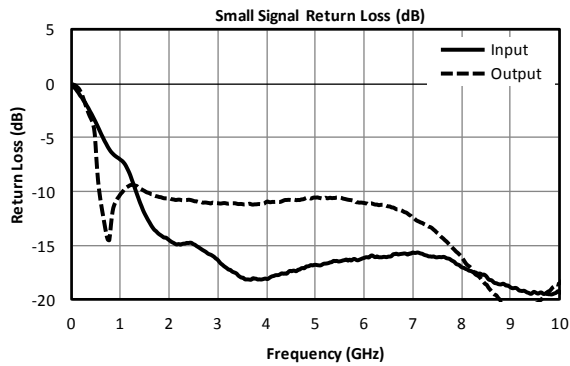
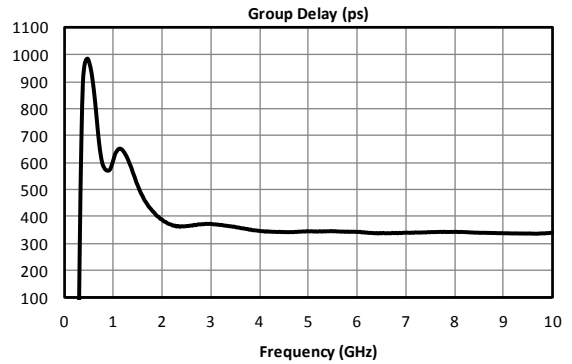
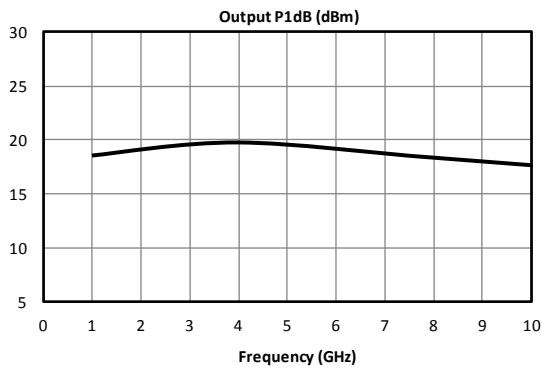
AP-0110

Page 3

Frequency 1.0 to 10.0 GHz



2

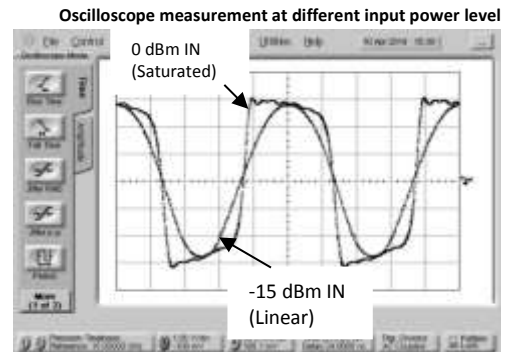
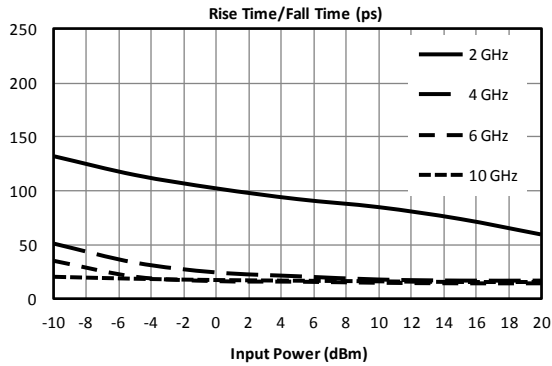


BROADBAND DISTRIBUTED AMPLIFIER

AP-0110

Page 4

Frequency 1.0 to 10.0 GHz



DATA SHEET NOTES:

1. Maximum input power without damage is +18 dBm at +70°C.
2. Specifications are subject to change without notice. Contact Marki Microwave for the most recent specifications and data sheets.

Marki Microwave reserves the right to make changes to the product(s) or information contained herein without notice. Marki Microwave makes no warranty, representation or guarantee regarding the suitability of its products for any particular purpose, nor does Marki Microwave assume any liability whatsoever arising out of the use of or application of any product.