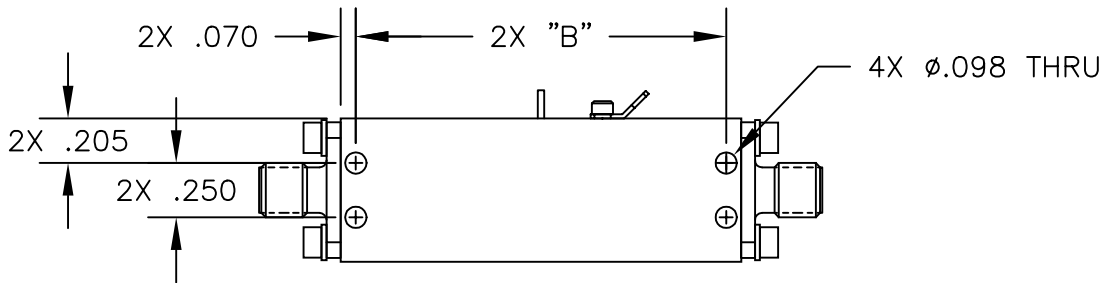
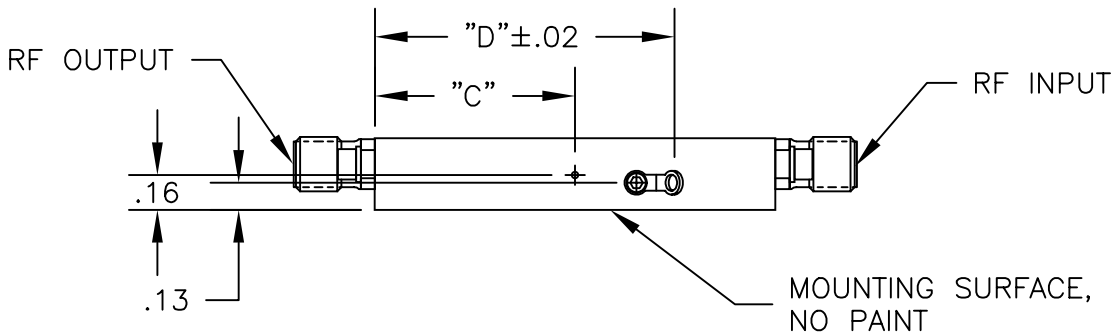
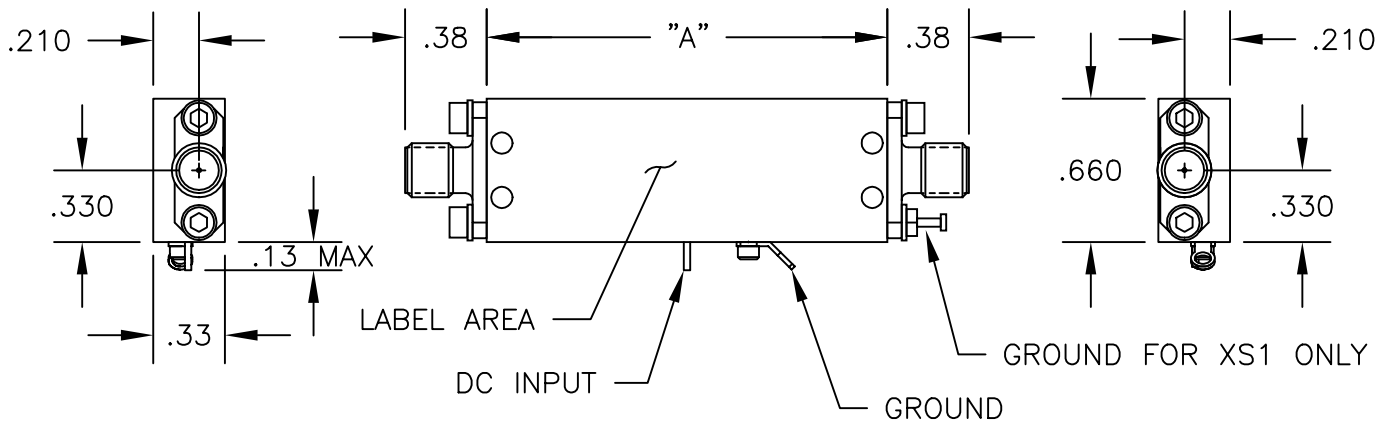


REVISIONS			
REV	DESCRIPTION	DATE	APPROVED
A	Added XS7 and Note	5/6/02	J.R.



CASE	"A" DIM	"B" DIM	"C" DIM	"D" DIM
XS1	.868	.728	.43	-
XS2	1.116	.976	.43	.71
XS3	1.359	1.219	.68	1.13
XS4	1.602	1.462	.68	1.13
XS5	1.845	1.705	.92	1.37
XS6(1)	2.088	1.948	.92	.51
XS7(1)	2.336	2.196	1.168	.758

Note 1: XS6 and XS7 cases  
Dimension "D" will provide  
Ground terminal the reverse  
side of Dc pin with lug facing  
the RF output connector.

NOTES, UNLESS OTHERWISE SPECIFIED:

1. ALL TOLERANCES ARE BEFORE PAINT AND LABELING.
2. TOLERANCES ARE: XX ± .020  
XXX ± .010
3. RF CONNECTORS ARE SMA FEMALE.
4. INTERPRET DRAWING PER ASME Y14.5M-1994.

ALDETEC INC.

TITLE

XS SERIES CASES

SIZE  
A

FSCM NO.

DWG NO.

XXX

REV  
A