

Ultra-Small Ceramic

Power Splitter/Combiner

SCN-2-45+ SCN-2-45

2 Way-0° 50Ω 3700 to 4200 MHz



Maximum Ratings

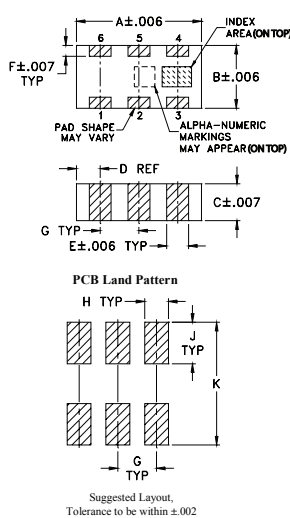
Operating Temperature	-55°C to 100°C
Storage Temperature	-55°C to 100°C
Power Input (as a splitter)	4W* max.

*Derate linearly to 1.3W at 100°C ambient, power input as combiner is limited by rating of external 100Ω Resistor.
Permanent damage may occur if any of these limits are exceeded.

Pin Connections

SUM PORT	2
PORT 1	6
PORT 2	4
GROUND	1,3,5
PORT 1-2	resistor external 100 OHMS

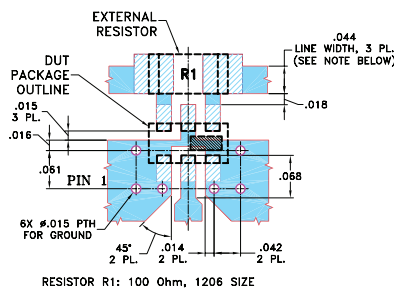
Outline Drawing



Outline Dimensions (inch/mm)

A	B	C	D	E	F	
.126	.063	.035	.024	.022	.011	
3.20	1.60	0.89	0.61	0.56	0.28	
G	H	J	K			wt
.039	.024	.042	.123			grams
0.99	0.61	1.07	3.12			.020

Demo Board MCL P/N: TB-252
Suggested PCB Layout (PL-129)



1. TRACE WIDTH IS SHOWN FOR ROGERS RO4350B WITH DIELECTRIC THICKNESS 0.020" ± 0.0015"; COPPER: 1/2 OZ. EACH SIDE. FOR OTHER MATERIALS TRACE WIDTH MAY NEED TO BE MODIFIED.
2. BOTTOM SIDE OF THE PCB IS CONTINUOUS GROUND PLANE.

- Denotes PCB COPPER LAYOUT WITH SMOBC (SOLDER MASK OVER BARE COPPER)
- Denotes COPPER LAND PATTERN FREE OF SOLDER MASK

Features

- isolation resistor, external 100 ohms
- low insertion loss, 0.7 dB typ.
- excellent amplitude unbalance, 0.2 dB typ.
- excellent phase unbalance, 1.5 deg. typ.
- high isolation, 22 dB typ.
- excellent power handling, 4W as splitter
- small size, 0.12"X0.06"X0.035"
- ESD non-sensitive
- temperature stable LTCC technology
- wrap around terminations for excellent solderability
- low cost
- protected by US patent 6,967,544

Applications

- maritime mobile

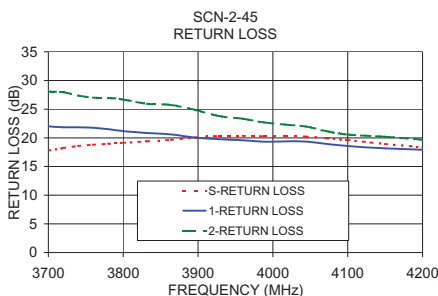
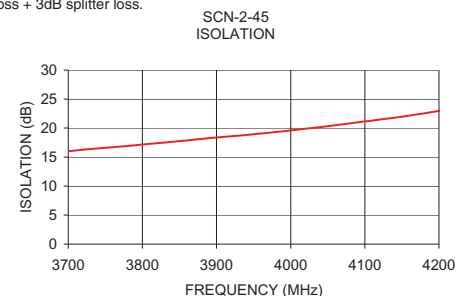
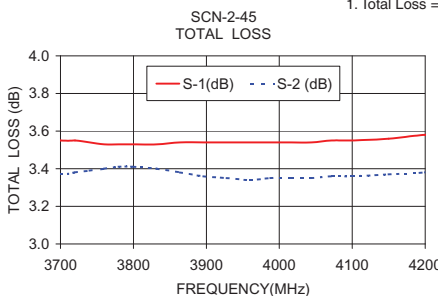
Electrical Specifications

FREQUENCY (MHz)	INSERTION LOSS (dB) ABOVE 3.0 dB		ISOLATION (dB)		PHASE UNBALANCE (Degrees)		AMPLITUDE UNBALANCE (dB)		RETURN LOSS (dB)	
	Typ.	Max.	Typ.	Min.	Typ.	Max.	Typ.	Max.	INPUT Typ.	OUTPUT Typ.
3700-4200	0.7	1.0	22	13	1.5	4.0	0.2	0.4	14	17
3800-4100	0.7	1.0	22	15	1.5	4.0	0.2	0.4	16	17

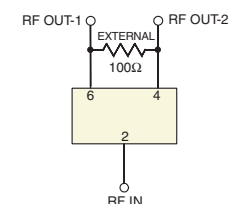
Typical Performance Data

Frequency (MHz)	Total Loss ¹ (dB)		Amplitude Unbalance (dB)	Isolation (dB)	Phase Unbalance (deg.)	Return Loss (dB)		
	S-1	S-2				S	1	2
3700.00	3.55	3.37	0.18	16.04	1.57	17.81	22.02	28.10
3720.00	3.55	3.38	0.17	16.28	1.65	18.21	21.85	27.94
3740.00	3.54	3.39	0.15	16.49	1.66	18.58	21.83	27.36
3760.00	3.53	3.40	0.13	16.69	1.60	18.81	21.77	27.02
3780.00	3.53	3.41	0.12	16.91	1.46	18.96	21.52	26.95
3800.00	3.53	3.41	0.12	17.16	1.31	19.12	21.17	26.69
3864.00	3.54	3.38	0.16	17.92	1.09	19.67	20.59	25.75
3896.00	3.54	3.36	0.18	18.33	1.16	20.06	20.04	24.89
3960.00	3.54	3.34	0.19	19.05	1.26	20.35	19.56	23.33
4016.00	3.54	3.35	0.19	19.83	1.35	20.24	19.39	22.30
4044.00	3.54	3.35	0.19	20.24	1.35	20.20	19.35	21.98
4072.00	3.55	3.36	0.19	20.68	1.35	19.94	18.95	21.14
4100.00	3.55	3.36	0.19	21.14	1.38	19.60	18.59	20.57
4150.00	3.56	3.37	0.19	21.95	1.40	18.95	18.16	20.17
4200.00	3.58	3.38	0.19	22.97	1.44	18.34	17.92	19.66

1. Total Loss = Insertion Loss + 3dB splitter loss.



electrical schematic



For detailed performance specs & shopping online see web site

Mini-Circuits®
ISO 9001 ISO 14001 AS 9100 CERTIFIED
The Design Engineers Search Engine Provides ACTUAL Data Instantly at minicircuits.com

P.O. Box 350166, Brooklyn, New York 11235-0003 (718) 934-4500 Fax (718) 332-4661 The Design Engineers Search Engine Provides ACTUAL Data Instantly at minicircuits.com

Notes: 1. Performance and quality attributes and conditions not expressly stated in this specification sheet are intended to be excluded and do not form a part of this specification sheet. 2. Electrical specifications and performance data contained herein are based on Mini-Circuit's applicable established test performance criteria and measurement instructions. 3. The parts covered by this specification sheet are subject to Mini-Circuits standard limited warranty and terms and conditions (collectively, "Standard Terms"); Purchasers of this part are entitled to the rights and benefits contained therein. For a full statement of the Standard Terms and the exclusive rights and remedies thereunder, please visit Mini-Circuits' website at www.minicircuits.com/MCLStore/terms.jsp.

REV. D
M124607
SCN-2-45
ED-11378C/2
AD/TD/CP/AM
130306