

Coaxial Low Pass Filter

SLP-2400+

50Ω DC to 2200 MHz



CASE STYLE: FF99

Connectors	Model	Price	Qty.
SMA	SLP-2400+	\$36.95 ea.	(1-9)

+ RoHS compliant in accordance with EU Directive (2002/95/EC)

The +Suffix has been added in order to identify RoHS Compliance. See our web site for RoHS Compliance methodologies and qualifications.

Maximum Ratings

Operating Temperature	-55°C to 100°C
Storage Temperature	-55°C to 100°C
RF Power Input	0.5W max.

Permanent damage may occur if any of these limits are exceeded.

Features

- good attenuation rate, 1.35 typ. 20dB/ 3dB BW ratio
- rugged shielded case
- other SLP models available with wide selection of cut-off frequencies

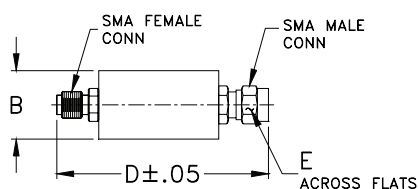
Applications

- lab use
- test equipment
- video equipment

Low Pass Filter Electrical Specifications

PASSBAND (MHz)	fco (MHz) Nom.	STOPBAND (MHz)		VSWR (:1)	
		(loss > 20 dB)	(loss > 40 dB)	Passband Typ.	Stopband Typ.
(loss < 1 dB)	(loss 3 dB)	(loss > 20 dB)	(loss > 40 dB)	Passband Typ.	Stopband Typ.
DC-2200	2400	3150-4000	4000-6000	1.3	18

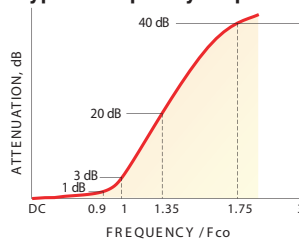
Outline Drawing



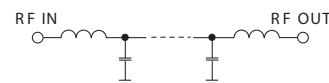
Outline Dimensions (inch/mm)

B	D	E	wt
.67	1.98	.312	grams
17.02	50.29	7.92	42.0

typical frequency response

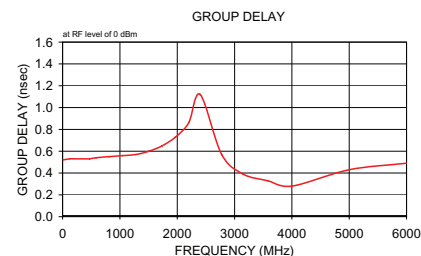
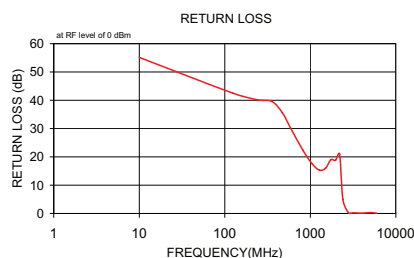
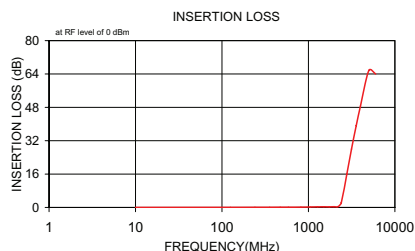


electrical schematic



Typical Performance Data

Frequency (MHz)	Insertion Loss (dB)		Return Loss (dB)	Frequency (MHz)	Group Delay (nsec)
	\bar{x}	σ			
10.00	0.01	0.00	55.15	10.00	0.52
125.26	0.04	0.00	42.47	125.26	0.53
240.52	0.06	0.00	40.19	240.52	0.53
355.78	0.07	0.00	39.56	355.78	0.53
471.05	0.09	0.00	35.62	471.05	0.53
586.31	0.11	0.00	30.29	586.31	0.54
816.84	0.15	0.01	22.41	816.84	0.55
1047.36	0.22	0.02	17.59	1047.36	0.56
1277.89	0.29	0.03	15.33	1277.89	0.57
1508.42	0.30	0.03	15.99	1508.42	0.60
1738.94	0.29	0.03	19.02	1738.94	0.65
1969.47	0.34	0.02	18.76	1969.47	0.73
2200.00	0.40	0.09	20.98	2200.00	0.86
2400.00	2.33	0.51	5.06	2400.00	1.12
2775.00	15.86	0.66	0.35	2775.00	0.57
3150.00	28.00	0.65	0.22	3150.00	0.39
3575.00	39.27	0.75	0.17	3575.00	0.33
4000.00	48.63	0.94	0.10	4000.00	0.28
5000.00	65.70	2.14	0.31	5000.00	0.43
6000.00	63.98	12.24	0.08	6000.00	0.49



Mini-Circuits
ISO 9001 ISO 14001 AS 9100 CERTIFIED

P.O. Box 350166, Brooklyn, New York 11235-0003 (718) 934-4500 Fax (718) 332-4661 The Design Engineers Search Engine Provides ACTUAL Data Instantly at minicircuits.com

For detailed performance specs & shopping online see web site

Notes: 1. Performance and quality attributes and conditions not expressly stated in this specification sheet are intended to be excluded and do not form a part of this specification sheet. 2. Electrical specifications and performance data contained herein are based on Mini-Circuit's applicable established test performance criteria and measurement instructions. 3. The parts covered by this specification sheet are subject to Mini-Circuits standard limited warranty and terms and conditions (collectively, "Standard Terms"); Purchasers of this part are entitled to the rights and benefits contained therein. For a full statement of the Standard Terms and the exclusive rights and remedies thereunder, please visit Mini-Circuits' website at www.minicircuits.com/MCLStore/terms.jsp.

REV. B
M108294
SLP-2400+
090821