

## Features

- High Gain: 21 dB
- Output P1dB: 20 dBm
- Variable Gain with Adjustable Bias
- Lead-Free 3 mm QFN Package
- Halogen-Free “Green” Mold Compound
- RoHS\* Compliant

## Description

The MAAM-010651 is a 3-stage, buffer amplifier with a 20 dBm output P1dB. The surface mount 3 mm QFN package allows easy assembly. This amplifier is fully matched to 50 ohms on both the input and output. It is designed for use as an LO buffer amplifier stage or as a driver amplifier in transmit chains and is ideally suited for 38 GHz band point-to-point radios.

Each device is 100% RF tested to ensure performance compliance. The part is fabricated using an efficient PHEMT process.

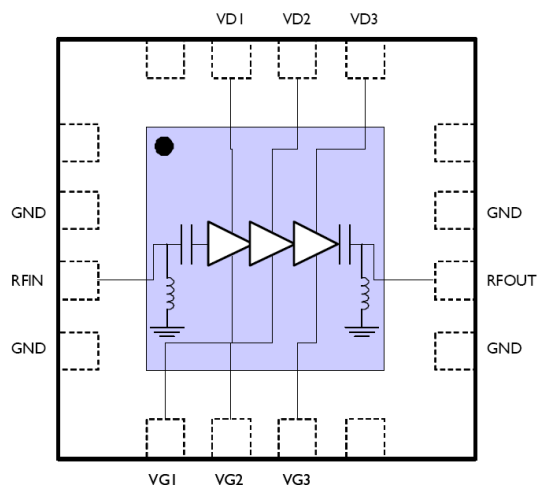
The MTTF is >1,000,000 hours at a 150°C junction temperature.

## Ordering Information<sup>1</sup>

Part Number	Package
MAAM-010651-000000	Bulk Packaging
MAAM-010651-TR0500	500 Piece Reel
MAAM-010651-TR1000	1000 Piece Reel
MAAM-010651-000SMB	Sample Evaluation Board

1. Reference Application Note M513 for reel size information.

## Functional Schematic



## Pin Configuration<sup>2,3</sup>

Pin No.	Function	Pin No.	Function
1	No Connection	9	Ground
2	Ground	10	RF <sub>OUT</sub>
3	RF <sub>IN</sub>	11	Ground
4	Ground	12	No Connection
5	V <sub>G1</sub>	13	V <sub>D3</sub>
6	V <sub>G2</sub>	14	V <sub>D2</sub>
7	V <sub>G3</sub>	15	V <sub>D1</sub>
8	No Connection	16	No Connection
		Paddle <sup>3</sup>	Ground

2. MACOM recommends connecting unused package pins to ground.

3. The exposed pad centered on the package bottom must be connected to RF, DC and thermal ground.

\* Restrictions on Hazardous Substances, European Union Directive 2011/65/EU

**Electrical Specifications:**

**Freq. 37 - 40 GHz,  $T_B = 30^\circ\text{C}^4$ ,  $V_{DD} = 4\text{ V}$ ,  $I_{DQ} = 250\text{ mA}^5$ ,  $P_{in} = -14\text{ dBm}$ ,  $Z_0 = 50\ \Omega$**

Parameter	Units	Min.	Typ.	Max.
Input Return Loss	dB	—	7	—
Output Return Loss	dB	—	10	—
Small Signal Gain	dB	17	21	24.5
Reverse Isolation (S12)	dB	—	40	—
Output P1dB	dBm	—	20	—
Output IP3 (@ +4 dBm SCL)	dBm	27	30.5	—
$P_{SAT}$	dBm	19.5	22	—

4.  $T_B$  = MMIC Base Temperature

5. Adjust  $V_{GG}$  between -1.0 and -0.1 V to achieve specified  $I_{DQ}$ .

**Maximum Operating Ratings<sup>6,7</sup>**

Parameter	Absolute Maximum
Input Power	+20 dBm
Drain Supply Voltage	+4.3 V
Gate Supply Voltage	-1.5 to 0 V
Operating Temperature	-40°C to +85°C
Junction Temperature	+150 °C
Storage Temperature	-55°C to +150°C
ESD Machine Model	Class A
ESD Human Body Model	Class 1A
MSL	MSL3

6. Exceeding any one or combination of these limits may cause permanent damage to this device.

7. MACOM does not recommend sustained operation near these survivability limits.

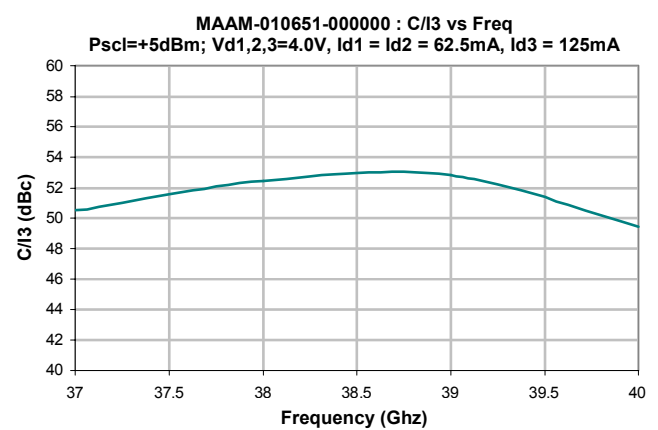
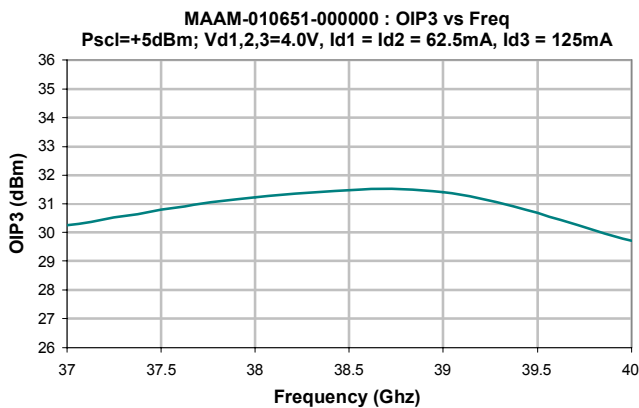
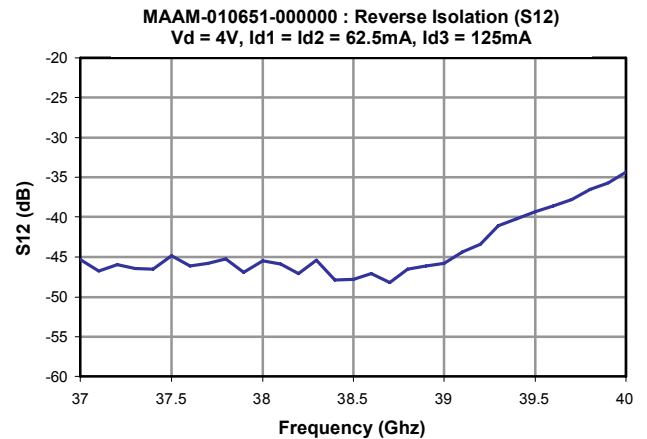
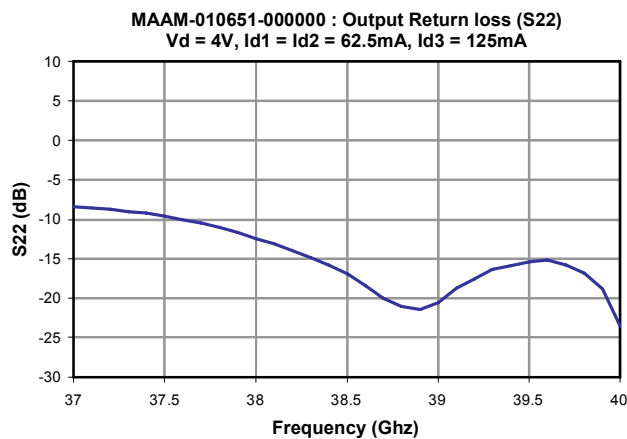
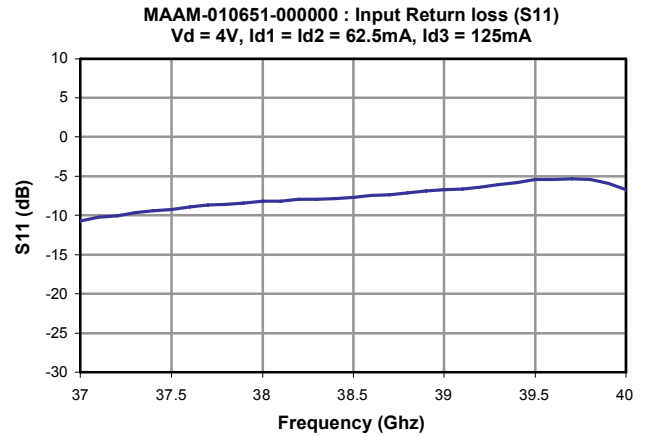
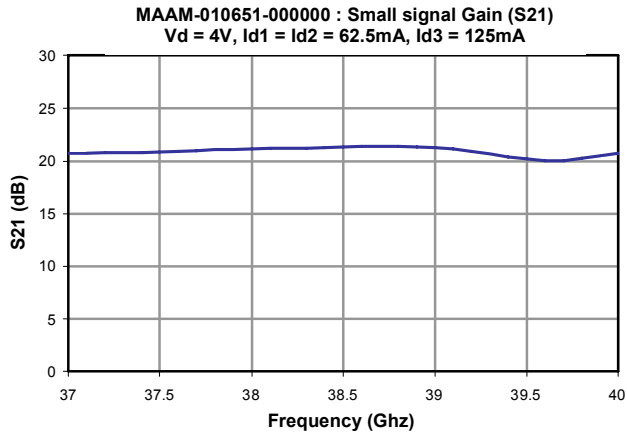
**Handling Procedures**

Please observe the following precautions to avoid damage:

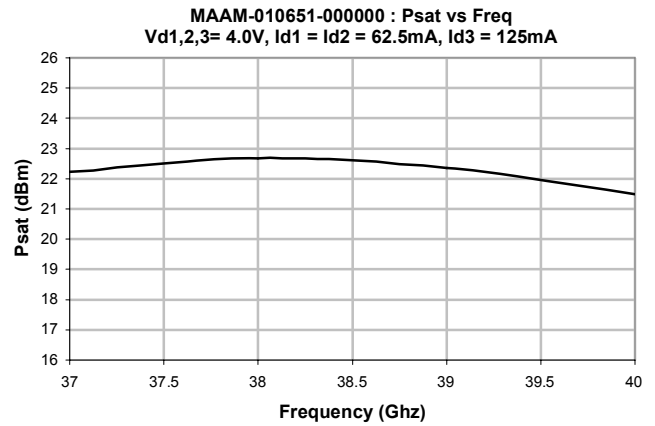
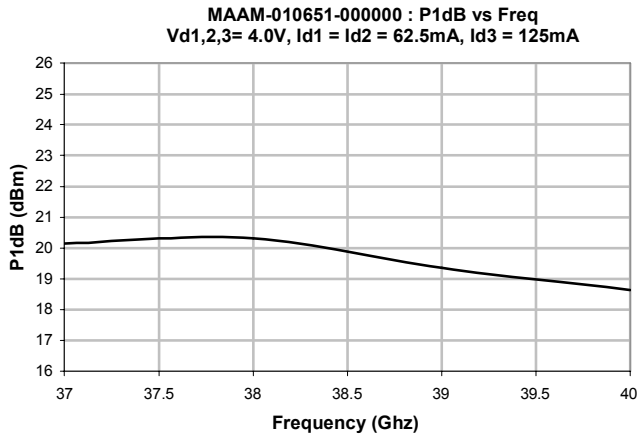
**Static Sensitivity**

Gallium Arsenide Integrated Circuits are sensitive to electrostatic discharge (ESD) and can be damaged by static electricity. Proper ESD control techniques should be used when handling these devices.

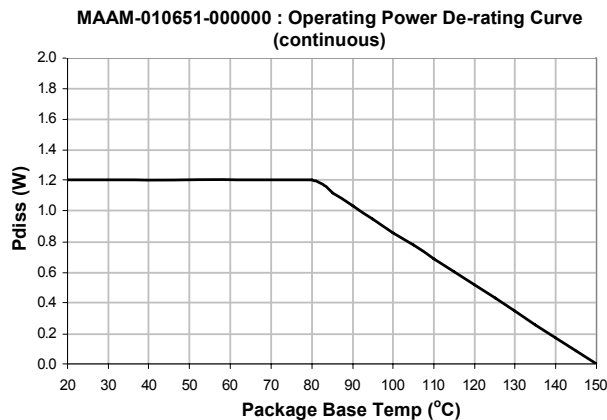
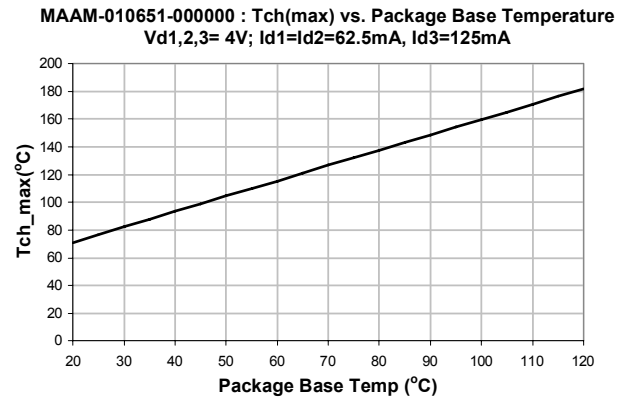
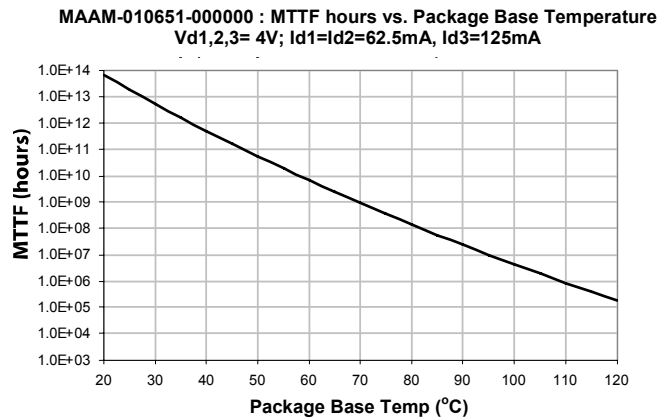
## Typical Performance Curves



## Typical Performance Curves (cont.)



## MTTF





M/A-COM Technology Solutions Inc. All rights reserved.

Information in this document is provided in connection with M/A-COM Technology Solutions Inc ("MACOM") products. These materials are provided by MACOM as a service to its customers and may be used for informational purposes only. Except as provided in MACOM's Terms and Conditions of Sale for such products or in any separate agreement related to this document, MACOM assumes no liability whatsoever. MACOM assumes no responsibility for errors or omissions in these materials. MACOM may make changes to specifications and product descriptions at any time, without notice. MACOM makes no commitment to update the information and shall have no responsibility whatsoever for conflicts or incompatibilities arising from future changes to its specifications and product descriptions. No license, express or implied, by estoppel or otherwise, to any intellectual property rights is granted by this document.

THESE MATERIALS ARE PROVIDED "AS IS" WITHOUT WARRANTY OF ANY KIND, EITHER EXPRESS OR IMPLIED, RELATING TO SALE AND/OR USE OF MACOM PRODUCTS INCLUDING LIABILITY OR WARRANTIES RELATING TO FITNESS FOR A PARTICULAR PURPOSE, CONSEQUENTIAL OR INCIDENTAL DAMAGES, MERCHANTABILITY, OR INFRINGEMENT OF ANY PATENT, COPYRIGHT OR OTHER INTELLECTUAL PROPERTY RIGHT. MACOM FURTHER DOES NOT WARRANT THE ACCURACY OR COMPLETENESS OF THE INFORMATION, TEXT, GRAPHICS OR OTHER ITEMS CONTAINED WITHIN THESE MATERIALS. MACOM SHALL NOT BE LIABLE FOR ANY SPECIAL, INDIRECT, INCIDENTAL, OR CONSEQUENTIAL DAMAGES, INCLUDING WITHOUT LIMITATION, LOST REVENUES OR LOST PROFITS, WHICH MAY RESULT FROM THE USE OF THESE MATERIALS.

MACOM products are not intended for use in medical, lifesaving or life sustaining applications. MACOM customers using or selling MACOM products for use in such applications do so at their own risk and agree to fully indemnify MACOM for any damages resulting from such improper use or sale.