



ISSUE 7; August 2014 - RoHS 2011/65/EU



Description

- Standard 7 x 5mm Voltage Controlled Crystal Oscillators
Pulling of ± 100 ppm min APR
Available in 5.0V supply
Ceramic package with a seam sealed metal lid, hermetically sealed

Frequency Parameters

- Frequency 1.5MHz to 51.84MHz
- Frequency Stability ± 100.00 ppm

Electrical Parameters

- Supply Voltage 5.0V ± 0.25 V

Frequency Adjustment

- Pulling ± 100 ppm min APR
- Control Voltage 2.5V ± 2.0 V
- Input Impedance 50k Ω min
- Modulation Bandwidth: >10kHz (@-3dB, Vc=2.5V)
- Linearity: Positive < ± 10 %

Operating Temperature Ranges

- 0 to 70°C

Output Details

- Output Compatability HCMOS
- Drive Capability 15pF max
- Logic '1' (>2.5V) to pad 2 enables oscillator output
Logic '0' (<0.5V) to pad 2 disables oscillator output; when disabled the oscillator output goes to the high impedance state
No connection pad 2 enables oscillator output

Noise Parameters

- Phase Jitter: 20ps max @ 1sigma

Environmental Parameters

- Operable Temperature Range: -40 to 85°C
- Shock: MIL-STD-202, Method 213, Cond. E
- Vibration: MIL-STD-883, Method 2007, Cond. A
- Storage Temperature Range: -55 to 125°C

Ordering Information

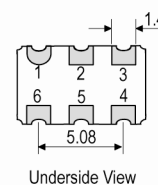
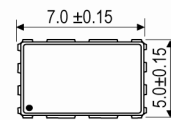
- Frequency*
Model*
Output
Frequency Stability (over operating temperature range)
Operating Temperature Range
Supply Voltage
Pullability
- Example
20.0MHz CFPV-46
HCMOS ± 100 ppm 0 to 70C 5.0V ± 100 ppm min

Compliance

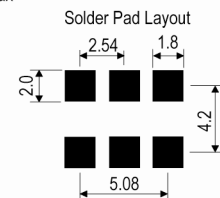
- RoHS Status Compliant
- REACH Status Compliant
- MSL Rating (JDEC-STD-033): Not Applicable



Outline (mm)



- Pad Connections
- Voltage Control
 - Tri-State Operation
 - Ground
 - Output
 - N/C
 - +Vs



Sales Office Contact Details:

UK: +44 (0)1460 270200

France: +33 (0)5 34 50 91 18

Email: info@iqdfrequencyproducts.com

Germany: +49 (0) 30 408 192 300

USA: +1 408.273.4530

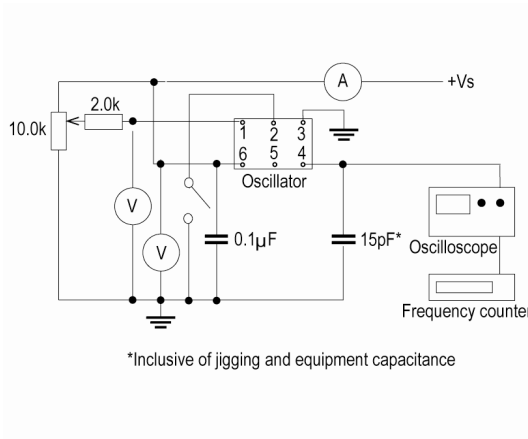
Web: www.iqdfrequencyproducts.com



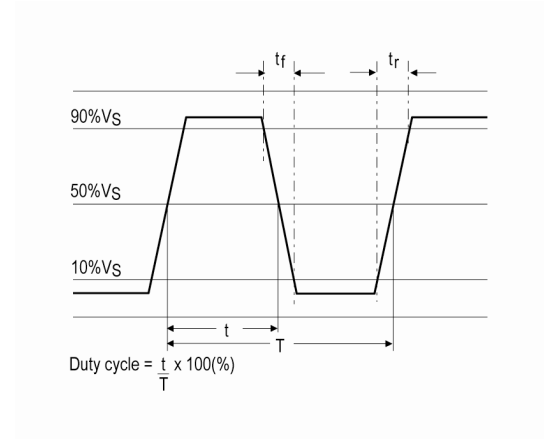
Packaging Details

- Pack Style: Reel Tape & reel in accordance with EIA-481-D
Pack Size: 1,000
- Pack Style: Bulk Loose in bulk pack
Pack Size: 100
- Pack Style: Cutt In tape, cut from a reel
Pack Size: 1

Test Circuit



Wave Form



Electrical Specification - maximum limiting values 5.0V ±0.25V

Frequency Min	Frequency Max	Temperature Range	Stability (min)	Current Draw	Rise and Fall Time	Duty Cycle
		°C	ppm	mA	ns	%
1.5MHz	51.84MHz	0 to 70	±100.0	60	10	40/60

*This document was correct at the time of printing; please contact your local sales office for the latest version.
[Click to view latest version on our website.](#)*

Sales Office Contact Details:

UK: +44 (0)1460 270200

France: +33 (0)5 34 50 91 18

Email: info@iqdfrequencyproducts.com

Germany: +49 (0) 30 408 192 300

USA: +1 408.273.4530

Web: www.iqdfrequencyproducts.com