



Coaxial 20W 1-40GHz 20dB Directional Coupler



- High power handle capability up to 20W
- Wide band operation
- High isolation within operational band
- Low Insertion loss
- Low temperature coefficient material offer stable performance over temperature
- Aerospace and military application
- LMDS multi-carrier operation
- High peak to average handle capability
- All specifications can be modified upon request

Coaxial 20W 1-40GHz 20dB Directional Coupler

Electrical Specifications

Parameter	Frequency Range (GHz)	Min.	Typ.	Max.	Units
Insertion Loss(Excl Coupling)	0.3-1.0		0.15	0.2	dB
	1.0-10		0.6	0.8	dB
	10-20		1.1	1.3	dB
	20-43.5		1.8	2.0	dB
Nominal Coupling	0.3-0.5			25±2.0	dB
	0.5-1.0			21±2.0	dB
	1.0-20			20±1.0	dB
	20-43.5			20±1.0	dB
Coupling Flatness	0.3-0.5			±2.0	dB
	0.5-1.0			±2.0	dB
	1.0-20			±1.0	dB
	20-43.5			±1.0	dB
Directivity	0.3-20	10	12		dB
	20-40	10	11		dB
	40-43.5	8	10		dB
VSWR Primary	0.3-20		1.4	1.5	M v
	20-40		1.5	1.6	M v
	40-43.5		1.6	1.7	M v
VSWR Secondary	0.3-20		1.4	1.5	M v
	20-40		1.6	1.7	M v
	40-43.5		1.7	1.8	M v
Power Handling	0.3-43.5			30	Watts
Operating Temperature	0.3-43.5	-55		+85	°C
Impedance		50			Ohms
Input / Output Connector		2.92-Female			
Finishing		Gray Paint			
Material		Aluminum			



RF-LAMBDA

The power beyond expectations

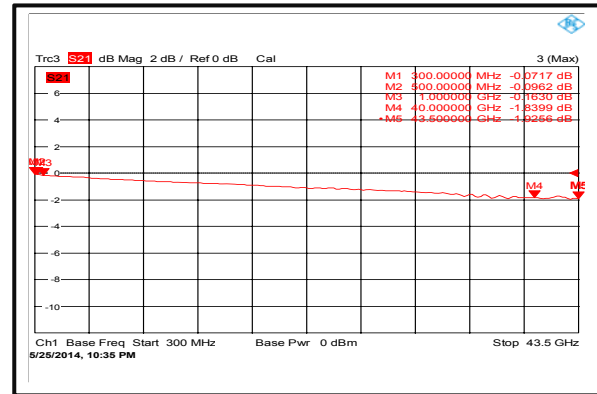
RFDC1G40G20

Environment specifications

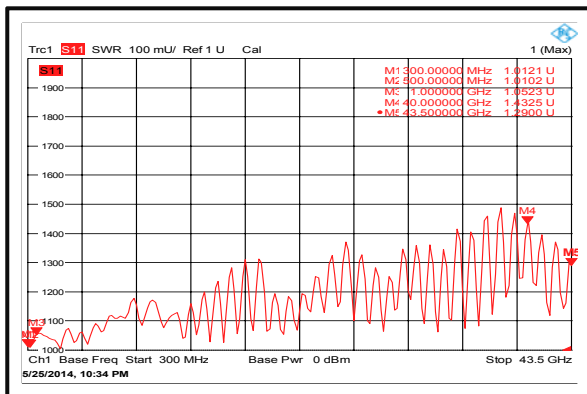
Operational Temperature (°C)	-45 to +85
Storage Temperature (°C)	-55 to +125
Altitude	30,000 ft. (Epoxy Seal Controlled environment) 60,000 ft 1.0psi min (Hermetically Seal Un-controlled environment) (Optional)
Vibration	25g rms (15 degree 2KHz) endurance, 1 hour per axis
Humidity	100% RH at 35c, 95%RH at 40 deg c
Shock	20G for 11msc half sin wave, 3 axis both directions

Typical Performance Plots

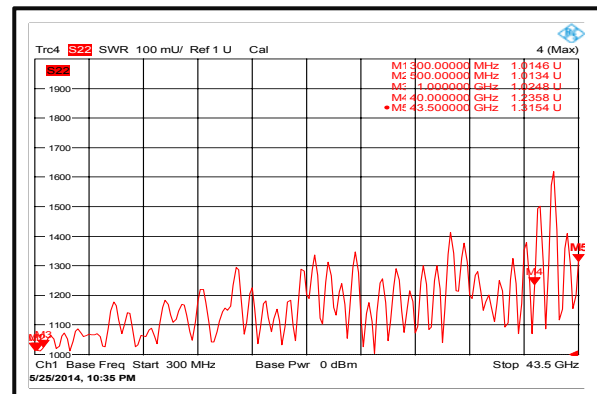
Insertion Loss



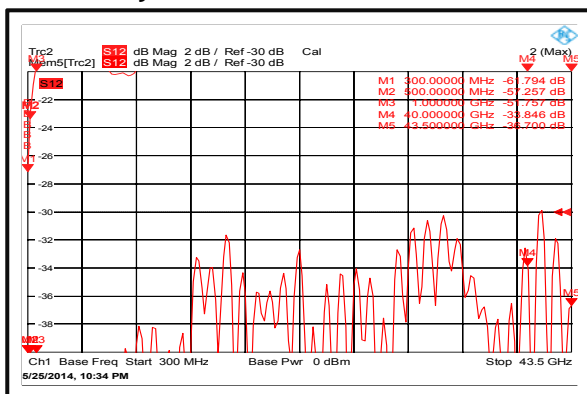
Primary VSWR



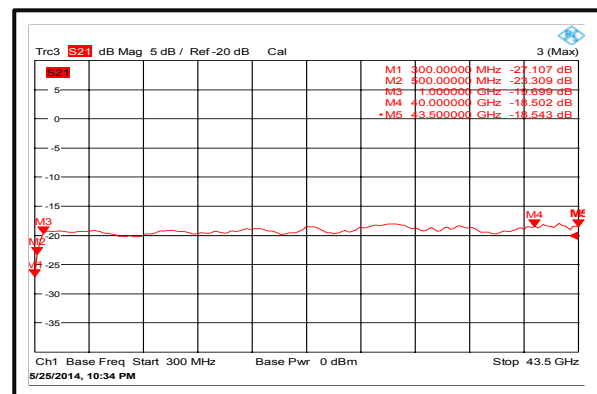
Secondary VSWR



Directivity



Nominal Coupling



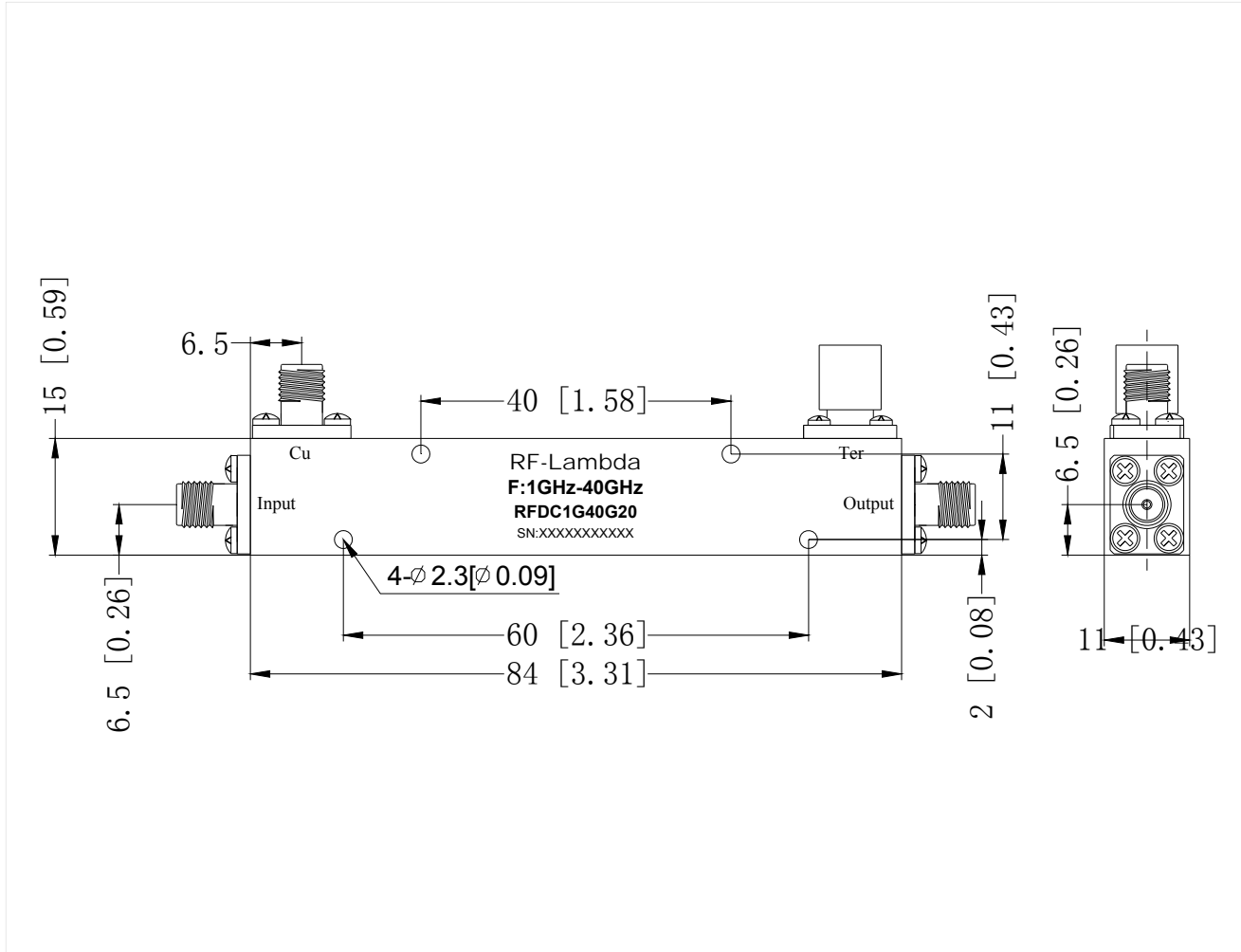
Coaxial 20W 1-40GHz 20dB Directional Coupler



Outline Drawing:

All Dimensions in mm (inches)

Tolerance ± 0.25 (0.01)



Important Notice

The information contained herein is believed to be reliable. RF-Lambda makes no warranties regarding the information contained herein. RF-Lambda assumes no responsibility or liability whatsoever for any of the information contained herein. RF-Lambda assumes no responsibility or liability whatsoever for the use of the information contained herein. The information contained herein is provided "AS IS, WHERE IS" and with all faults, and the entire risk associated with such information is entirely with the user. All information contained herein is subject to change without notice. Customers should obtain and verify the latest relevant information before placing orders for RF-Lambda products. The information contained herein or any use of such information does not grant, explicitly or implicitly, to any party any patent rights, licenses, or any other intellectual property rights, whether with regard to such information itself or anything described by such information. RF-Lambda products are not warranted or authorized for use as critical components in medical, life-saving, or life sustaining applications, or other applications where a failure would reasonably be expected to cause severe personal injury or death.