

Low Pass Filter

NLP-450+

50Ω DC to 400 MHz

Maximum Ratings

Operating Temperature	-55°C to 100°C
Storage Temperature	-55°C to 100°C
RF Power Input	0.5W max.

Permanent damage may occur if any of these limits are exceeded.

Features

- rugged shielded case
- other NLP models available with wide selection of cut-off frequencies



CASE STYLE: FF57

Connectors	Model
N-Type	NLP-450+

+RoHS Compliant

The +Suffix identifies RoHS Compliance. See our web site for RoHS Compliance methodologies and qualifications

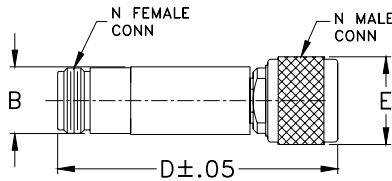
Applications

- lab use
- test equipment
- video equipment

Low Pass Filter Electrical Specifications

PASSBAND (MHz)	fco (MHz) Nom.	STOPBAND (MHz)		VSWR (:1)	
		(loss > 20 dB)	(loss > 40 dB)	Passband Typ.	Stopband Typ.
DC-400	440	580-750	750-1800	1.7	18

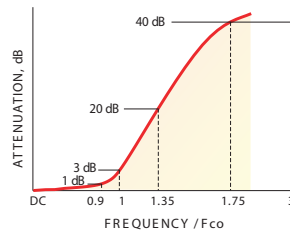
Outline Drawing



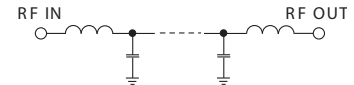
Outline Dimensions (inch/mm)

B	D	E	wt
.67	2.90	.82	grams
17.02	73.66	20.83	90.0

typical frequency response

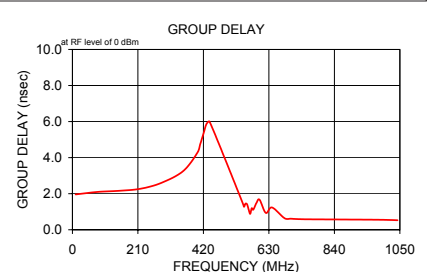
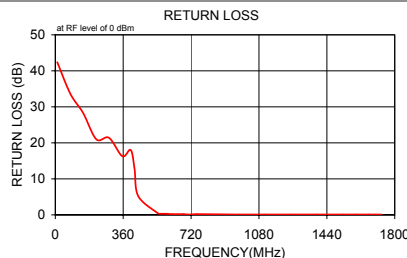


electrical schematic



Typical Performance Data

Frequency (MHz)	Insertion Loss (dB)		Return Loss (dB)	Frequency (MHz)	Group Delay (nsec)
	\bar{x}	σ			
10.00	0.02	0.1	42.4	10.00	1.96
80.00	0.06	0.1	33.6	80.00	2.10
147.50	0.10	0.1	28.3	147.50	2.16
217.50	0.19	0.1	21.0	217.50	2.27
285.00	0.25	0.1	21.4	285.00	2.60
355.00	0.46	0.1	16.3	355.00	3.25
400.00	0.63	0.1	18.0	400.00	4.26
420.00	1.01	0.1	12.8	410.00	4.76
440.00	2.84	0.2	5.2	420.00	5.32
545.00	26.52	0.9	0.4	430.00	5.87
555.00	28.57	0.9	0.3	440.00	5.99
565.00	30.55	1.0	0.3	545.00	1.52
570.00	31.51	1.0	0.3	550.00	1.28
575.00	32.52	1.0	0.3	555.00	1.45
580.00	33.47	1.0	0.3	560.00	1.42
590.00	35.44	1.0	0.3	565.00	1.12
620.00	40.86	1.1	0.2	570.00	0.88
680.00	51.19	1.6	0.2	575.00	1.20
700.00	54.79	1.8	0.1	580.00	1.11
720.06	57.91	1.2	0.1	590.00	1.48
750.00	62.99	2.7	0.2	600.00	1.67
975.00	69.53	2.1	0.1	620.00	0.93
1112.50	78.46	9.9	0.1	640.00	1.24
1250.00	68.87	2.9	0.1	680.00	0.64
1387.50	69.76	8.2	0.1	700.00	0.62
1525.00	70.50	5.6	0.1	720.00	0.59
1592.50	68.09	0.9	0.1	750.00	0.58
1662.50	71.23	4.9	0.1	975.00	0.56
1730.00	72.22	6.0	0.1	1042.50	0.53
1800.00	67.80	4.1	0.1	1112.50	0.52



Notes

- Performance and quality attributes and conditions not expressly stated in this specification document are intended to be excluded and do not form a part of this specification document.
- Electrical specifications and performance data contained in this specification document are based on Mini-Circuit's applicable established test performance criteria and measurement instructions.
- The parts covered by this specification document are subject to Mini-Circuit's standard limited warranty and terms and conditions (collectively, "Standard Terms"); Purchasers of this part are entitled to the rights and benefits contained therein. For a full statement of the Standard Terms and the exclusive rights and remedies thereunder, please visit Mini-Circuit's website at www.minicircuits.com/WCLStore/terms.jsp

