

ISSUE 5; August 2014 - RoHS 2011/65/EU
Description

- Surface mount temperature compensated voltage controlled oscillator (TCVCXO) providing a high degree of frequency stability over a wide temperature range in a hermetically sealed ceramic package


Frequency Parameters

- Frequency: 10.0MHz to 40.0MHz
- Frequency Stability: ± 0.50 ppm
- Ageing: ± 1 ppm typical in 1st year @ 25°C

Electrical Parameters

- Supply Voltage: 3.3V $\pm 5\%$
- Supply Voltage Variation: <30MHz ± 0.3 ppm
30MHz to 40MHz ± 0.4 ppm
- Load Variation: ± 0.2 ppm (@15pF $\pm 10\%$)
After Reflow: ± 1.0 ppm
- Current Draw (Typical): 3mA @ 20MHz

Frequency Adjustment

- Pulling: ± 5 ppm min
- Control Voltage: 1.65V ± 1.0 V

Operating Temperature Ranges

- 40 to 85°C

Output Details

- Output Compatibility: HCMOS
- Drive Capability: 15pF nom

Environmental Parameters

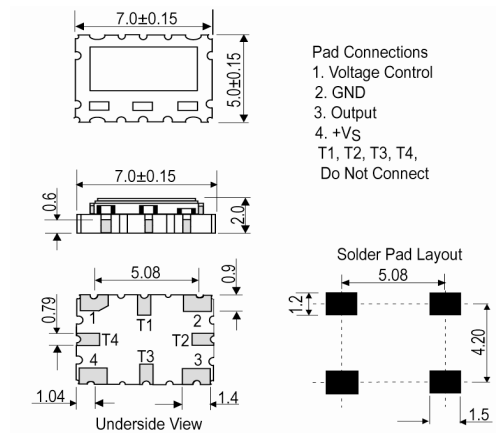
- Shock: IEC 60068-2-27, Test Ea: 980m/s² acceleration for 6ms, 3 shocks in each of 3 mutually perpendicular planes
- Vibration: IEC 60068-2-6, Test Fc, Procedure B4: 10Hz-60Hz 1.5mm displacement, 60-2000Hz at 98.1m/s², 30mins in 3 mutually perpendicular planes at 1 oct/min
- Solderability: MIL-STD-202, Method 208, Category 3
- Storage Temperature Range: -55 to 125°C

Manufacturing Details

- Soldering: Suitable for Convection Reflow soldering. Peak temperature 260°C, 60sec max above 220°C
- Washing: Able to withstand aqueous washing

Ordering Information

- Frequency*
- Model*
- Output
- Frequency Stability (over operating temperature range)*
- Operating Temperature Range*
- Supply Voltage
- Example
13.0MHz CFPT-126
HCMOS ± 0.5 ppm -40 to 85C 3.3V


Outline (mm)

Sales Office Contact Details:

UK: +44 (0)1460 270200

France: +33 (0)5 34 50 91 18

 Email: info@iqdfrequencyproducts.com

Germany: +49 (0) 30 408 192 300

USA: +1 408.273.4530

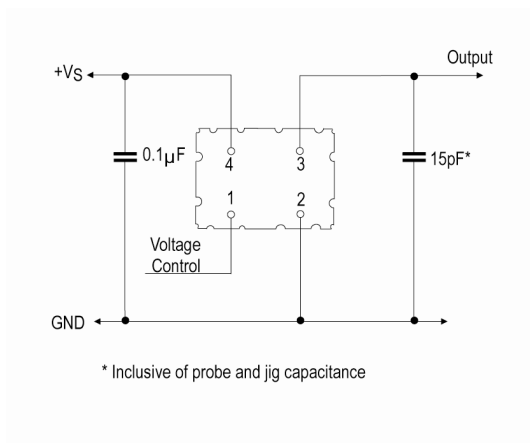
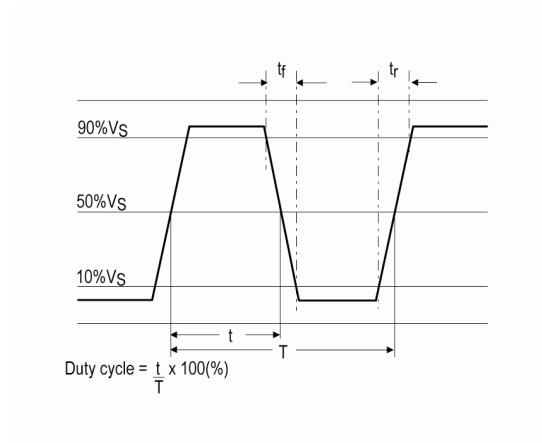
 Web: www.iqdfrequencyproducts.com

Compliance

- RoHS Status Compliant
- REACH Status Compliant
- MSL Rating (JDEC-STD-033): 1

Packaging Details

- Pack Style: Bulk Loose in bulk pack
Pack Size: 100
- Pack Style: Reel Tape & reel in accordance with EIA-481-D
Pack Size: 1,000
- Pack Style: Cutt Cut tape
Pack Size: 100

Test Circuit

Wave Form

Electrical Specification - maximum limiting values 3.3V ±5%

Frequency Min	Frequency Max	Temperature Range	Stability (min)	Current Draw	Rise and Fall Time	Duty Cycle
		°C	ppm	mA	ns	%
10.0MHz	10.0MHz	-40 to 85	±0.5	-	8	45/55
12.8MHz	12.8MHz	-40 to 85	±0.5	-	8	45/55
13.0MHz	13.0MHz	-40 to 85	±0.5	-	8	45/55
16.384MHz	16.384MHz	-40 to 85	±0.5	-	8	45/55
19.44MHz	19.44MHz	-40 to 85	±0.5	-	8	45/55
20.0MHz	20.0MHz	-40 to 85	±0.5	-	8	45/55
24.0MHz	24.0MHz	-40 to 85	±0.5	-	8	45/55
26.0MHz	26.0MHz	-40 to 85	±0.5	-	8	45/55
32.768MHz	32.768MHz	-40 to 85	±0.5	-	8	45/55
40.0MHz	40.0MHz	-40 to 85	±0.5	-	8	45/55

This document was correct at the time of printing; please contact your local sales office for the latest version.

[Click to view latest version on our website.](#)

Sales Office Contact Details:

UK: +44 (0)1460 270200

Germany: +49 (0) 30 408 192 300

France: +33 (0)5 34 50 91 18

USA: +1 408.273.4530

Email: info@iqdfrequencyproducts.com

Web: www.iqdfrequencyproducts.com