

KR Electronics

General Description

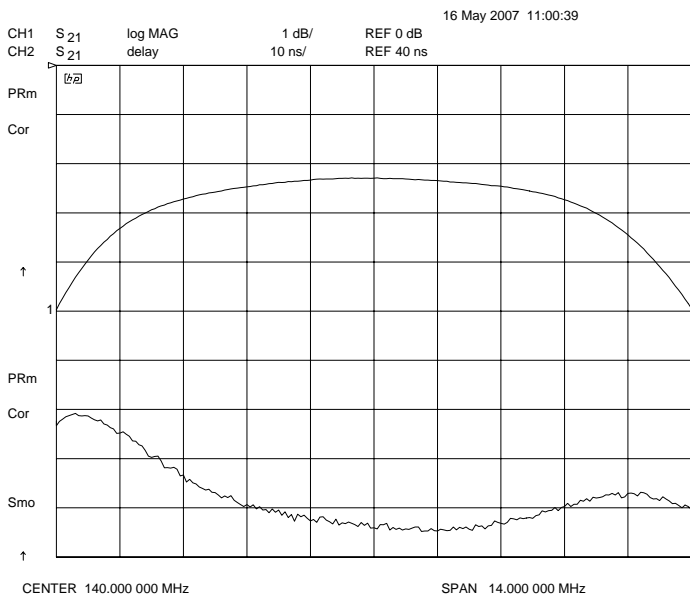
KR 2157-140-10-50 is a 140 MHz bandpass filter. The filter has a 10% min 3 dB bandwidth and is designed for 50 Ω source and load impedance. Other passband frequencies, bandwidths and impedances are available. Please consult the factory.

Features

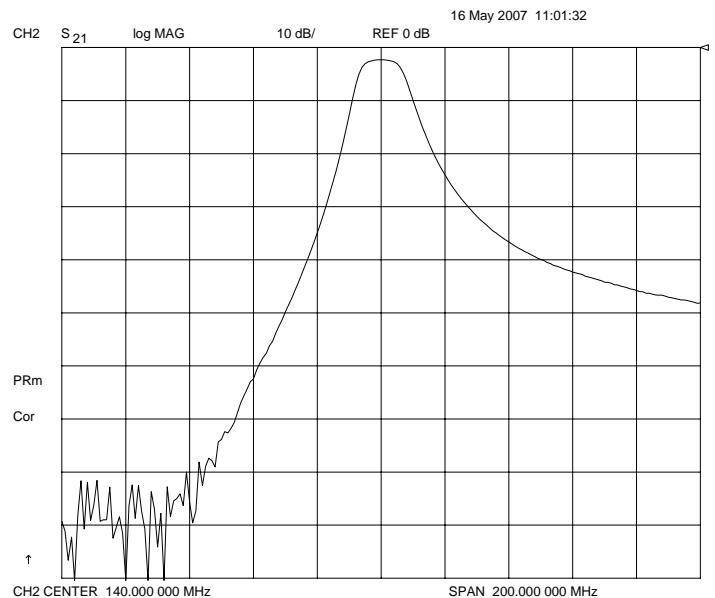
- 140 MHz Bandpass
- 50 Ω
- DIP Package

Typical Performance

Passband Amplitude & Group Delay
(1 dB/div & 10 nsec/div)



Overall Response
(10 dB/div)



KR Electronics, Inc.
91 Avenel Street
Avenel, NJ 07001

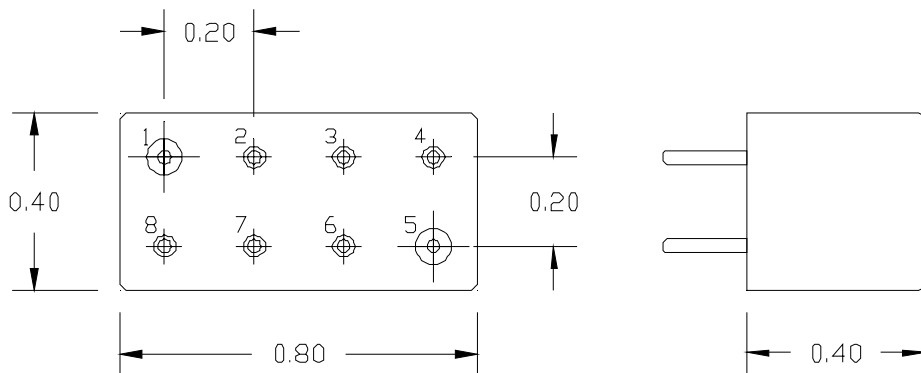
Web www.krfilters.com
Email sales@krfilters.com
Phone (732) 636-1900
Fax (732) 636-1982

KR 2157-140-10-50

Specifications

Parameter	Specification
Filter type	Bandpass
Insertion Loss	< 4 dB (2.5 dB typical)
Minimum 3 dB Bandwidth	14 MHz
Maximum 40 dB Bandwidth	100 MHz (85 MHz typical)
Source & Load	50 Ω

Physical Dimensions



Metal Case
 Pin 1 is Input Pin 5 is Output
 All other Pins are Ground
 All leads .030" diameter
 Dimensions inches