

## FEATURES

- Low Profile Surface Mount Package
- High Power
- Low Insertion Loss
- High Directivity
- 100% Tested

## APPLICATIONS

- Power Amplifiers
- Power Monitors
- Reflectometers
- Signal Distribution Network
- Antenna Feeds
- Switch Networks



## GENERAL DESCRIPTION

Florida RF Labs offers high performance directional couplers in a low profile, surface mount package. These couplers are designed for demanding applications where high power, low loss and excellent directivity are required.

## SPECIFICATIONS

### 1.0 ELECTRICAL

Frequency	Coupling	Directivity	Insertion Loss	VSWR	Power Handling
1200 to 1700 MHz	30 ± 1.5 dB	20 dB Min	0.2 dB Max	1.2 Max	200 Watts CW

### 2.0 MECHANICAL

Operating Temperature: -25 °C to +125 °C  
 Substrate: LTCC  
 Conductor: Silver  
 Plating: Gold  
 Application Note: AN0030 (General Hybrid And Directional Coupler)

### 3.0 UNIT MARKING

Logo, Part Number and Pin 1 Identification

### 4.0 PACKAGING

Standard: Tape And Reel

### 5.0 PART NUMBERING

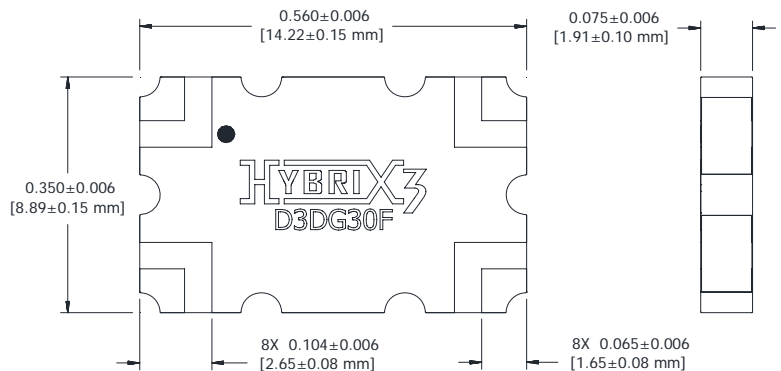
Part Identifier: D3DG30F

## PIN CONFIGURATION



Port	P1	P2	P3	P4
P1	-	Out	Iso	Coup
P2	Out	-	Coup	Iso
P3	Iso	Coup	-	Out
P4	Coup	Iso	Out	-

## MECHANICAL OUTLINE

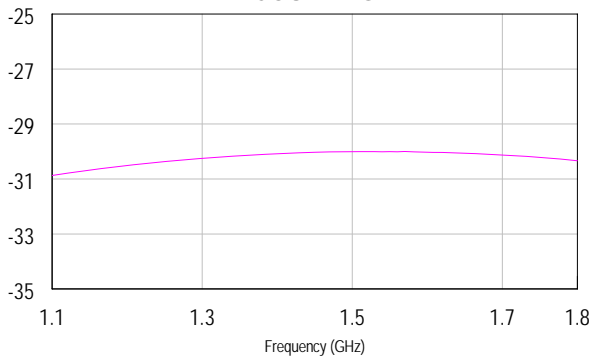


Unless Otherwise Specified: TOLERANCE: .XXX = ± .010

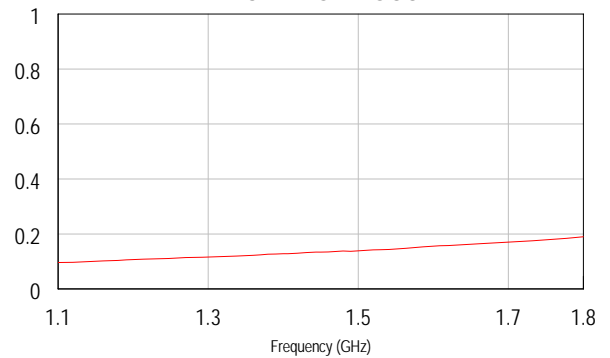
Note: Specifications are subject to change without notice.

**6.0 TYPICAL PERFORMANCE AT 25 °C**

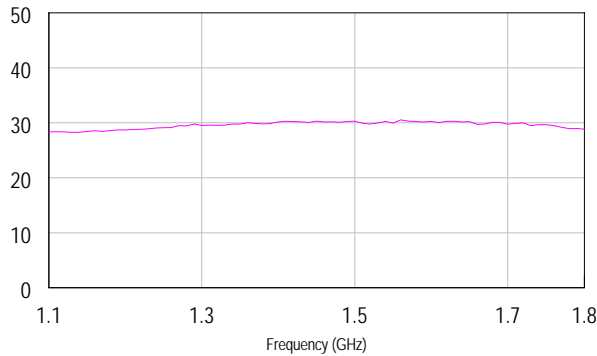
**COUPLING**



**INSERTION LOSS**



**DIRECTIVITY**



**VSWR ALL PORTS**

