

# High Frequency Ceramic Solutions

## 1575 MHz GPS Antenna

P/N 1575AM55B0001

Detail Specification: 11/04/09

Page 1 of 5

### General Specifications

Part Number	1575AM55B0001
-------------	---------------

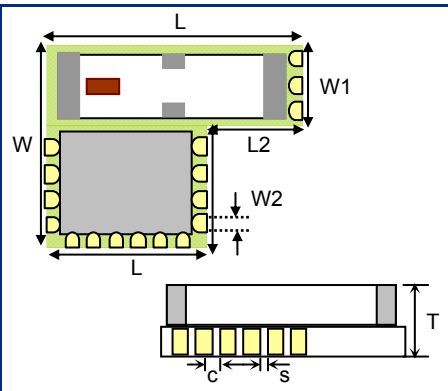
<b>Antenna</b>	
Center Frequency	1575.42 ± 5 MHz
Peak Gain	1.3 dBi typ. (YZ-total)
Average Gain	-0.7 dBi typ. (YZ-total)
Return Loss	9.5 dB min.
Impedance	50 Ω

<b>Total</b>	
Center Frequency	1575.42 MHz
Peak Gain	15.0 dBi typ. (YZ-total)
Average Gain	13.0 dBi typ. (YZ-total)
Impedance	50 Ω

<b>Low Noise Amplifier</b>	
Center Frequency (MHz)	1575.42 ± 5 MHz
Gain (dB)	15.0 typ. / 14 min.
Noise (dB)	0.8 typ. / 0.9 max
Return Loss	7.36 dB min.
Voltage	2.5 - 5.5 V
Current (mA @ 3.3V)	6.5 typ. / 10 max.
Impedance	50 Ω

Operating Temp	-40 to +85°C
Storage Temp	+5 to +35°C
Storage Peroid	Hum. 45 to 75%RH
Power Capacity	-25dBm max (316mW max)
Reel Quantity	1000

	In	mm
L	0.669 ± 0.012	17.00 ± 0.30
L1	0.425 ± 0.012	10.80 ± 0.30
L2	0.244 ± 0.012	6.20 ± 0.30
W	0.535 ± 0.012	13.60 ± 0.30
W1	0.240 ± 0.012	6.10 ± 0.30
W2	0.295 ± 0.012	7.50 ± 0.30
T	0.142 ± 0.012	3.60 ± 0.30
a	0.039 ± 0.006	1.00 ± 0.15
c	0.039 ± 0.006	1.00 ± 0.15
s	0.015 ± 0.006	0.38 ± 0.15



Terminal Configuration	
No.	Function
1	ANT-OUT
2	LNA-RF-IN
9	DC-IN / RF-OUT
All Others	GND

The diagram shows the terminal configuration of the antenna. The top view shows a central square area and a smaller square area on the left side. The bottom terminals are numbered 1 through 9. The functions are: 1: ANT-OUT, 2: LNA-RF-IN, 9: DC-IN / RF-OUT, and All Others: GND.

Johanson Technology, Inc. reserves the right to make design changes without notice.  
All sales are subject to Johanson Technology, Inc. terms and conditions.



[www.johansontechnology.com](http://www.johansontechnology.com)

4001 Calle Tecate • Camarillo, CA 93012 • TEL 805.389.1166 FAX 805.389.1821

2009 Johanson Technology, Inc. All Rights Reserved

# High Frequency Ceramic Solutions

**1575 MHz GPS Antenna**

**P/N 1575AM55B0001**

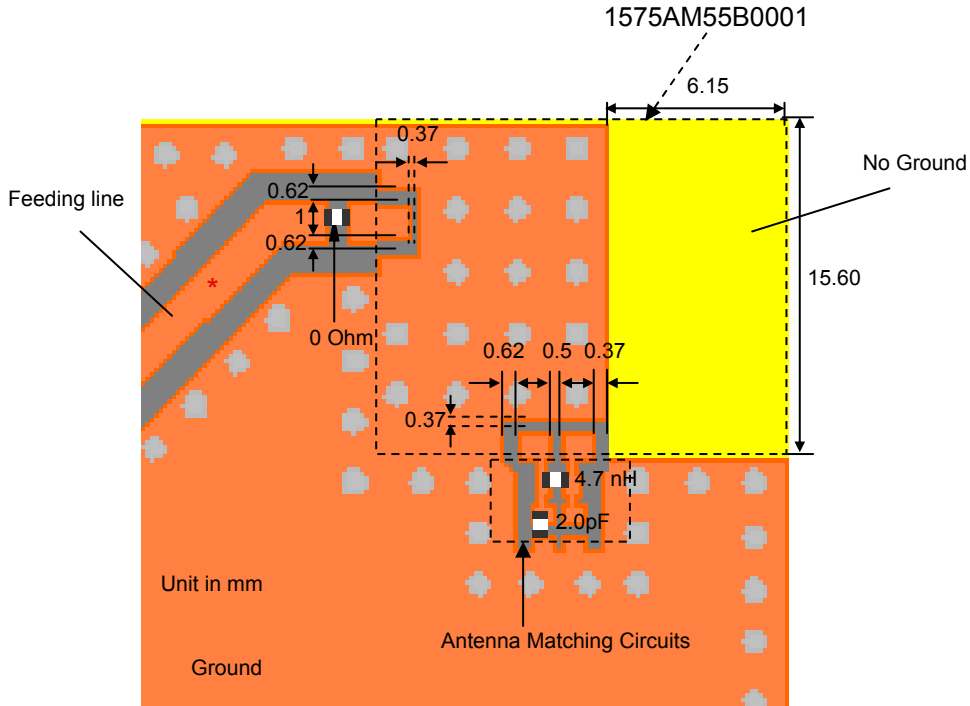
Detail Specification: 11/04/09

Page 2 of 5

## Mounting Considerations

Mount these devices with brown mark facing up. Units: mm

\*Line width should be designed to provide 50  $\Omega$  impedance matching characteristics.



Johanson Technology, Inc. reserves the right to make design changes without notice.

All sales are subject to Johanson Technology, Inc. terms and conditions.



[www.johansontechnology.com](http://www.johansontechnology.com)

4001 Calle Tecate • Camarillo, CA 93012 • TEL 805.389.1166 FAX 805.389.1821

2009 Johanson Technology, Inc. All Rights Reserved

# High Frequency Ceramic Solutions

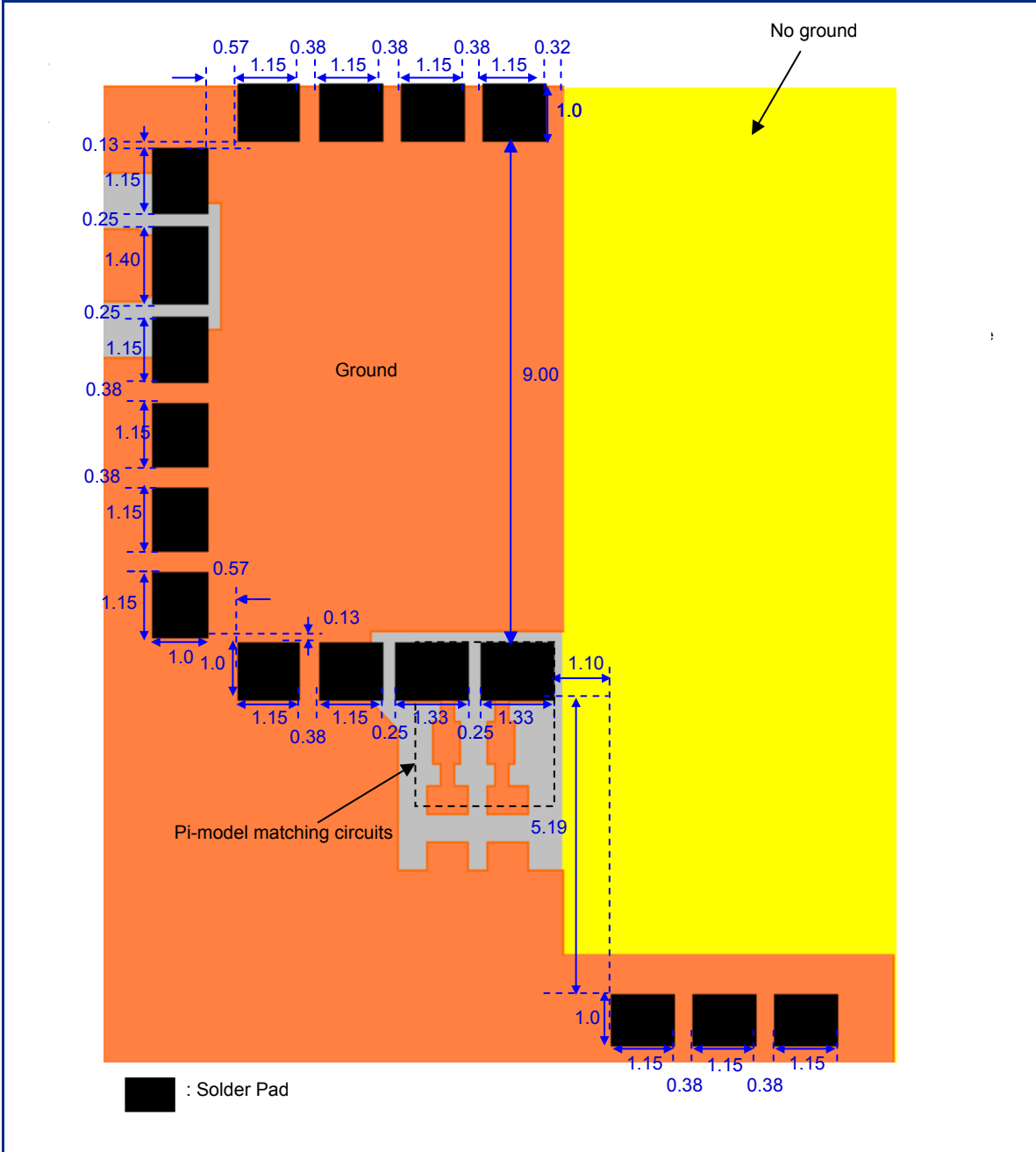
**1575 MHz GPS Antenna**

**P/N 1575AM55B0001**

Detail Specification: 11/04/09

Page 3 of 5

**Land Pattern (units in mm)**



Johanson Technology, Inc. reserves the right to make design changes without notice.  
All sales are subject to Johanson Technology, Inc. terms and conditions.



[www.johansontechnology.com](http://www.johansontechnology.com)  
4001 Calle Tecate • Camarillo, CA 93012 • TEL 805.389.1166 FAX 805.389.1821

2009 Johanson Technology, Inc. All Rights Reserved

# High Frequency Ceramic Solutions

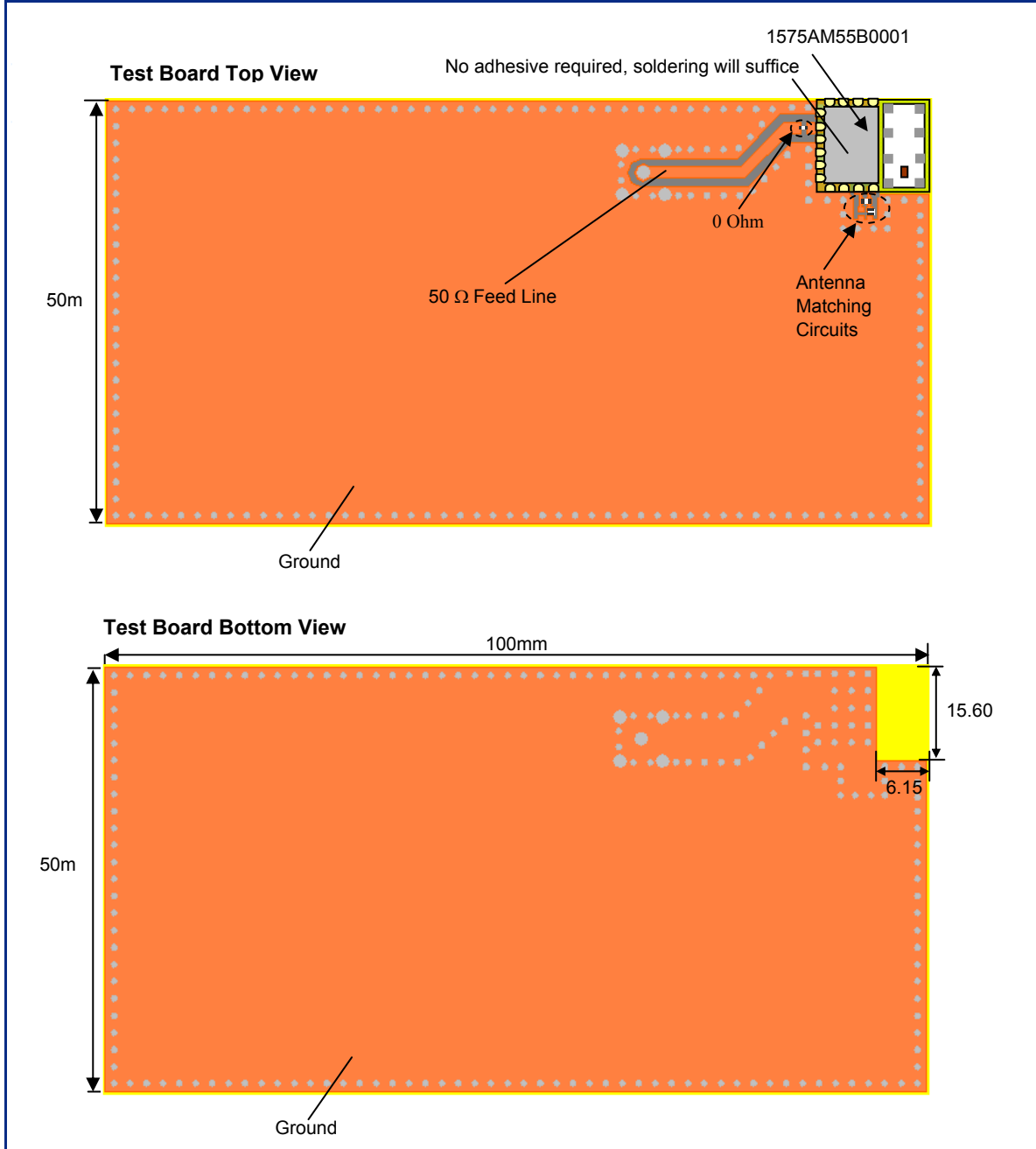
**1575 MHz GPS Antenna**

**P/N 1575AM55B0001**

Detail Specification: 11/04/09

Page 4 of 5

## Typical Electrical Characteristics (T=25°C)



Johanson Technology, Inc. reserves the right to make design changes without notice.  
All sales are subject to Johanson Technology, Inc. terms and conditions.



[www.johansontechnology.com](http://www.johansontechnology.com)  
4001 Calle Tecate • Camarillo, CA 93012 • TEL 805.389.1166 FAX 805.389.1821

2009 Johanson Technology, Inc. All Rights Reserved

# High Frequency Ceramic Solutions

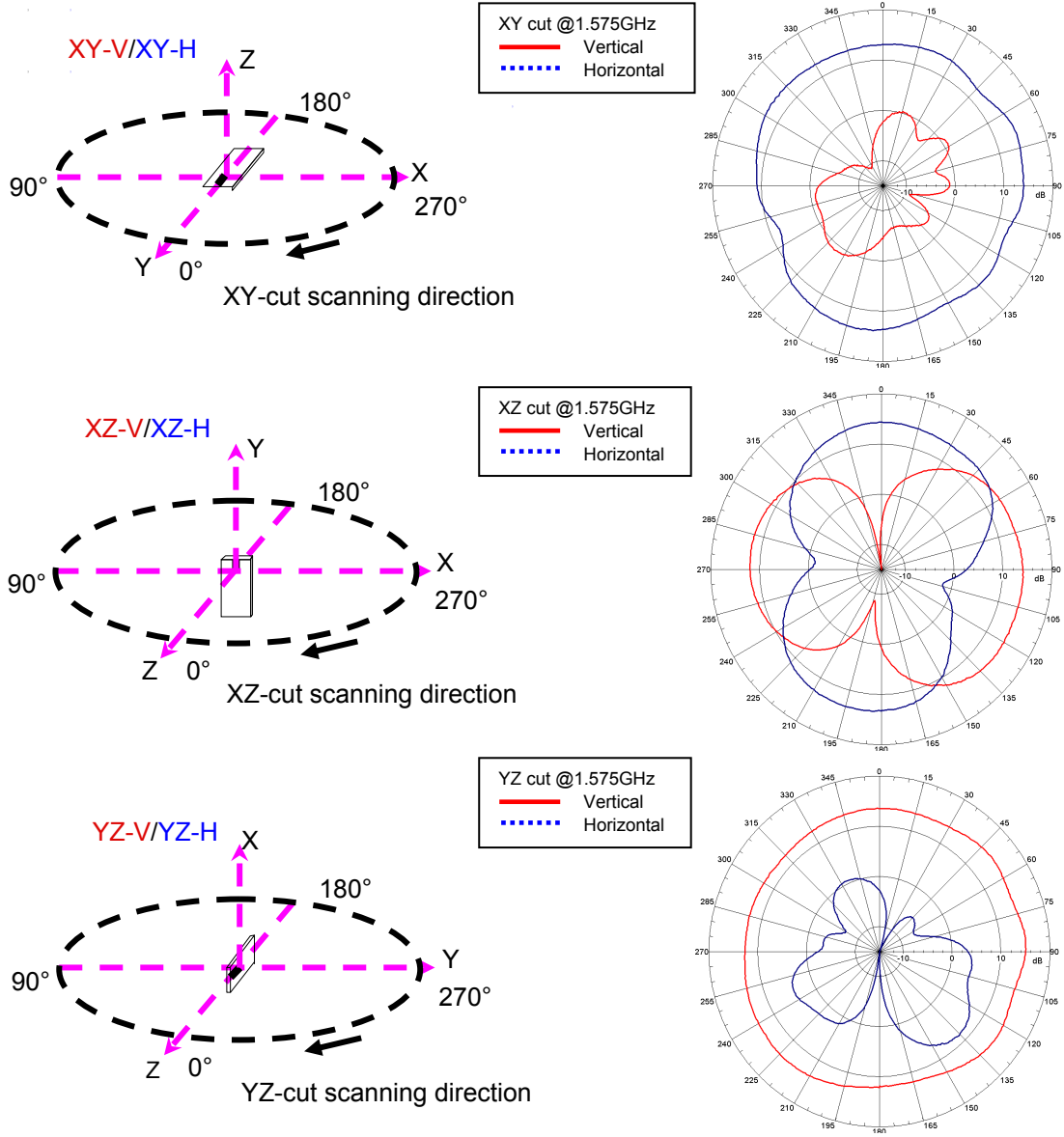
**1575 MHz GPS Antenna**

**P/N 1575AM55B0001**

Detail Specification: 11/04/09

Page 5 of 5

## Typical Radiation Patterns



Johanson Technology, Inc. reserves the right to make design changes without notice.  
 All sales are subject to Johanson Technology, Inc. terms and conditions.



[www.johansontechnology.com](http://www.johansontechnology.com)  
 4001 Calle Tecate • Camarillo, CA 93012 • TEL 805.389.1166 FAX 805.389.1821

2009 Johanson Technology, Inc. All Rights Reserved