

N Male to N Female Adapter IP67 Mated

Electrical Specifications

Frequency Range DC to 6 GHz
 Maximum VSWR 1.2:1

Mechanical Specifications

Size
 Length 1.457 in [37.01 mm]

Connector 1

Type	N Male
Inner Conductor Material and Plating	Beryllium Copper, Gold
Coupling Nut Material and Plating	Brass, Tri-Metal
Hex Size	20 mm
Body Material and Plating	Brass, Tri-Metal
Dielectric Type	PTFE

Connector 2

Type	N Female
Inner Conductor Material and Plating	Beryllium Copper, Gold
Body Material and Plating	Brass, Tri-Metal
Dielectric Type	PTFE

Environmental Specifications

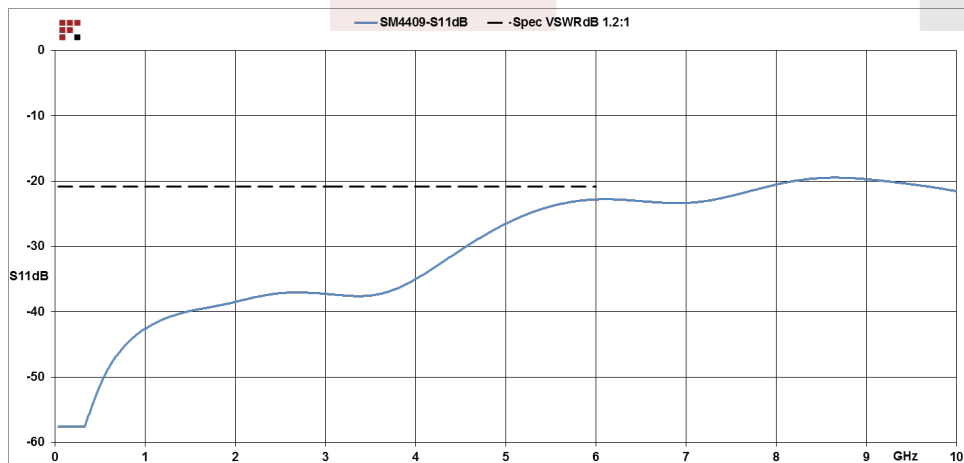
Temperature
 Operating Range -45 to +125 deg C

Ingress Protection IP67 Mated

Plotted and Other Data

Notes:
 • Values at 25 °C, sea level

Power Data



Features:

- Ingress Protection: IP67 Mated
- Connector 1: N Male
- Impedance 1: 50 Ohms
- Connector 2: N Female
- Impedance 2: 50 Ohms
- Adapter Design: Standard
- Body Style: Straight


Fairview Microwave
 1130 Junction Dr. #100
 Allen, TX 75013
 Tel: 1-800-715-4396 / (972) 649-6678
 Fax: (972) 649-6689
www.fairviewmicrowave.com
sales@fairviewmicrowave.com

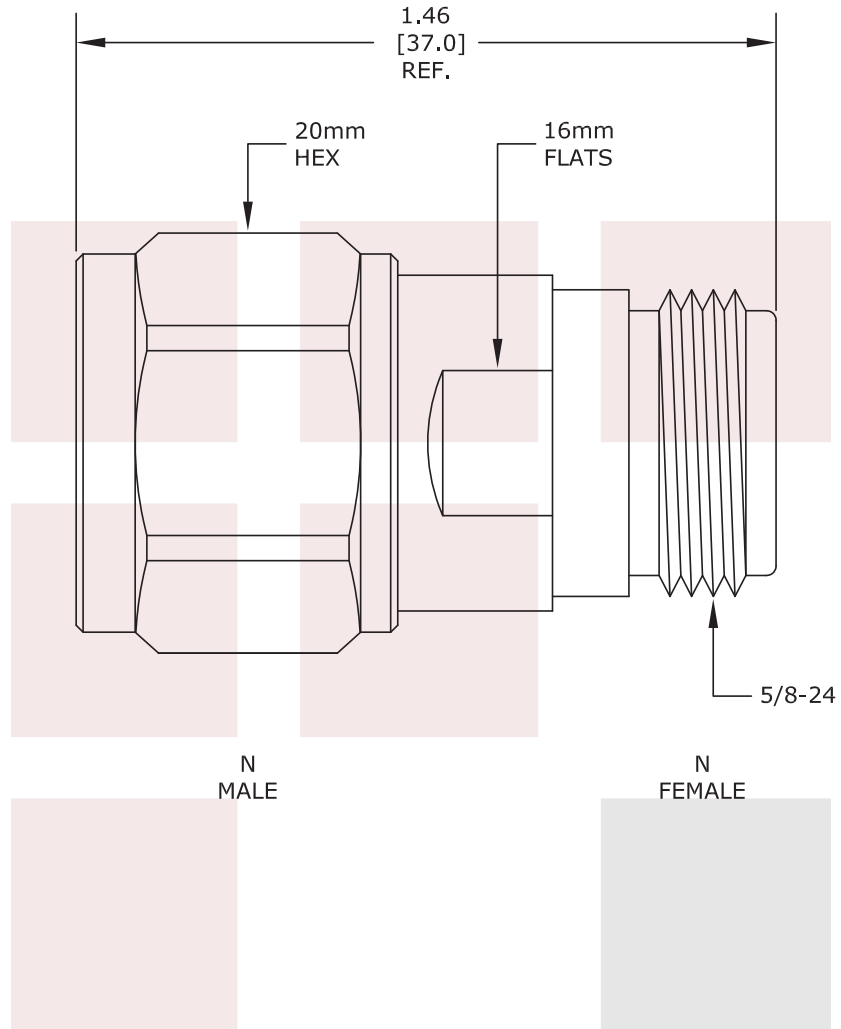
N Male to N Female Adapter IP67 Mated from Fairview Microwave is in-stock and available to ship same-day. All of our RF/microwave products are available off-the-shelf from our ISO 9001:2008 certified facilities in Allen, Texas. Fairview Microwave is RF on-demand.

For additional information on this product, please click the following link: [N Male to N Female Adapter IP67 Mated SM4409](#)

URL: <http://www.fairviewmicrowave.com/n-male-n-female-adapter-sm4409-p.aspx>

The information contained in this document is accurate to the best of our knowledge and representative of the part described herein. It may be necessary to make modifications to the part and/or the documentation of the part, in order to implement improvements. Fairview Microwave reserves the right to make such changes as required. Unless otherwise stated, all specifications are nominal. Fairview Microwave does not make any representation or warranty regarding the suitability of the part described herein for any particular purpose, and Fairview Microwave does not assume any liability arising out of the use of any part or documentation.





FAIRVIEW MICROWAVE INC.
 ALLEN, TX 75013 WWW.FAIRVIEWMICROWAVE.COM

NOTES:
 1. UNLESS OTHERWISE SPECIFIED ALL DIMENSIONS ARE NOMINAL.
 2. ALL SPECIFICATIONS ARE SUBJECT TO CHANGE WITHOUT NOTICE AT ANY TIME.
 3. DIMENSIONS ARE IN INCHES [mm].

TITLE N Male to N Female Adapter IP67 Mated	DWG NO SM4409		CAGE CODE 3FKR5		
	CAD FILE 061114	SHEET	SCALE N/A	SIZE A	2233