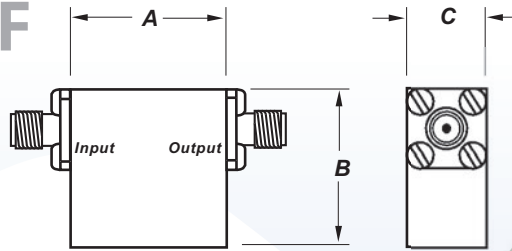



Coaxial Isolators

- 800 MHz - 23 GHz
- Octave & Standard Bands
- Compact Design
- Internal Load
- Fast Delivery
- SMA Connectors



Dimension B Includes Load



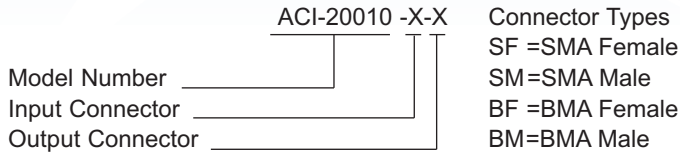
The ACI-20000 series of coaxial isolators are designed for low power applications in communications, test and measurement and scientific research applications requiring good RF performance in a compact and economic package.

General Specifications	
Isolator Load	Internal 50 ohm
Housing Material	Aluminium Alloy
Magnet Cover Plates	Nickel Plated Steel
Connectors	Gold Plated
Standard Connectors	SMA Female
Connector Options	SMA Male

Also available:

- Higher Input Power and Load Rating
- 3 Port Standard Band Circulators to 23 GHz, ACC-20000 Series
- Narrow Band High Performance Isolators & Circulators
- Waveguide Isolators and Circulators to 40 GHz
- Drop-In and Microstrip Isolators and Circulators to 26 GHz

Part Numbering



Custom frequency ranges, specifications and configurations may also be reviewed for quotation. These are often just as economic as standard models but may not be in stock. To obtain a quotation for a custom isolator please provide details of the specification required as follows: Frequency Range, Isolation, Insertion Loss, VSWR, Input Power, Load Rating, Temperature Range, Input & Output Connectors plus any additional relevant parameters.

Model No	Frequency Range (GHz)	Isolation (dB)	Insertion Loss (dB)	VSWR :1	Forward Power (Watts)	Load Rating (Watts)	Operating Temperature (deg. C)	Dimensions (mm)		
								A	B	C
ACI-20010	0.8-1.2	18	0.60	1.30	20	5	-30+65	50	54	24
ACI-20020	0.95-1.45	16	0.70	1.40	20	5	-30+65	40	50	21
ACI-20030	0.95-1.95	14	0.70	1.55	20	10	-20+55	64	76	26
ACI-20040	1.0-2.0	15	0.80	1.50	10	2	0+50	70	80	21
ACI-20050	1.2-1.7	20	0.60	1.20	20	5	-30+65	34	39	22
ACI-20060	1.7-2.4	20	0.50	1.20	20	5	-30+65	32	39	20
ACI-20070	2.0-4.0	18	0.60	1.35	5	1	-10+65	32	34	18
ACI-20080	2.2-2.7	20	0.50	1.20	20	5	-30+65	32	39	20
ACI-20090	2.5-3.5	20	0.60	1.25	20	5	-10+40	28	36	19
ACI-20100	2.7-3.2	20	0.40	1.20	20	5	-30+65	25	29.5	15
ACI-20110	3.0-6.0	17	0.60	1.40	10	2	-10+55	25.4	34.5	13
ACI-20120	3.4-4.2	20	0.40	1.20	5	1	-10+65	16	26	15
ACI-20130	4.0-8.0	18	0.60	1.35	5	1	-25+65	20	26	14
ACI-20140	5.8-6.5	23	0.30	1.20	5	1	-35+65	16	26	13
ACI-20150	5.85-6.725	20	0.40	1.20	5	1	-10+60	16	26	15
ACI-20160	6.0-12.0	18	0.60	1.35	5	1	-30+65	12	20	13
ACI-20170	7.25-7.75	23	0.30	1.20	5	1	-30+65	12	20	13
ACI-20180	7.9-8.4	23	0.30	1.20	5	1	-30+65	12	20	13
ACI-20190	8.0-9.5	20	0.35	1.20	10	1	-10+60	12	20	13
ACI-20200	8.0-12.0	18	0.50	1.35	5	1	-30+65	12	20	13
ACI-20210	8.0-16.0	18	0.60	1.35	5	1	-30+65	12	20	13
ACI-20220	8.0-18.0	16	1.00	1.40	5	1	-30+65	15	23	13
ACI-20230	8.5-9.6	23	0.35	1.20	5	1	0+70	12	20	13
ACI-20235	9.9-10.9	24	0.4	1.15	5	1	0+60	12	20	13
ACI-20240	10.0-15.0	20	0.50	1.30	5	1	-20+60	12	20	13
ACI-20250	10.7-12.75	23	0.40	1.20	5	1	-30+65	12	20	13
ACI-20260	12.0-18.0	17	0.50	1.30	5	1	-20+60	12	20	13
ACI-20270	13.75-14.5	23	0.40	1.20	5	1	-30+65	12	20	13
ACI-20280	15.0-18.0	20	0.50	1.30	20	5	-30+65	12	20	13
ACI-20290	17.3-18.4	20	0.50	1.25	10	2	-30+65	12	20	13
ACI-20300	21.2-23.6	20	0.50	1.25	5	2	-30+65	13	19	10

Specifications listed in the table are typical across the whole frequency range of each model. Max./min. specifications over any specific frequency range may differ and could be significantly better over narrow bands. For a guaranteed specification over your desired frequency range, together with a detailed mechanical outline, please contact the factory. We reserve the right to change standard product specifications without notice but will be pleased to consider control drawings for quotation.

Passive Components