

D4-40009 / 40010 10 dB BI-DIRECTIONAL COUPLERS

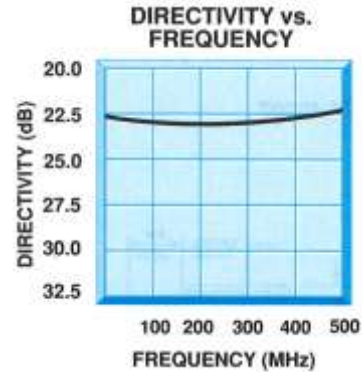
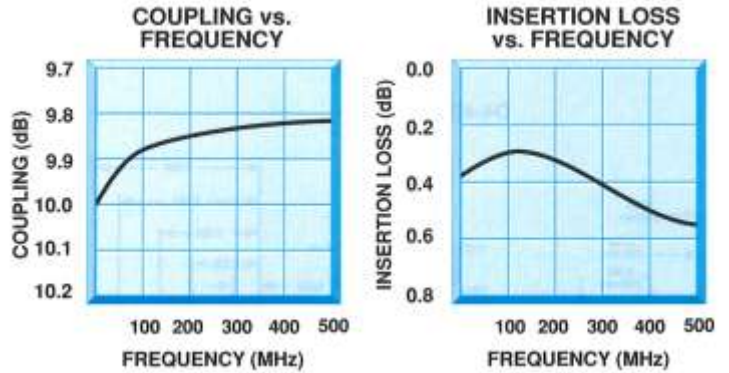
TECHNICAL FEATURE

FEATURES

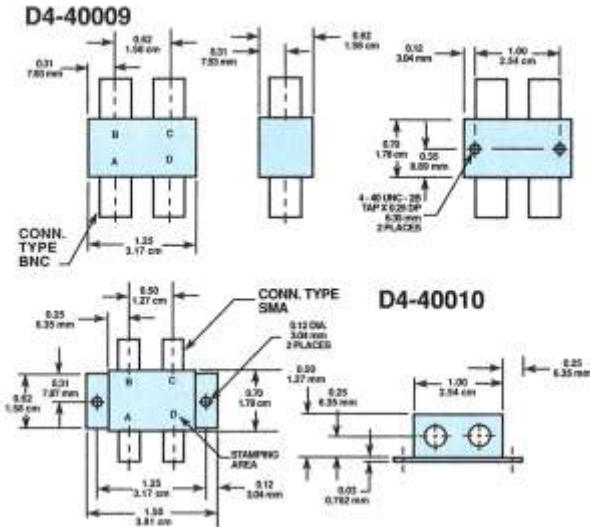
- 10 to 500 MHz

PERFORMANCE

Frequency Range.....	10 - 500 MHz
Coupling.....	10 ± 0.3 dB
Coupling Flatness.....	±0.3 dB max
Insertion Loss	0.65 dB max
Directivity.....	20 dB min
VSWR.....	1.25:1 max
Impedance.....	50 Ohms
Power Handling	3 Watts max
Operating Temperature Range.....	-54 to +85° C



MECHANICAL OUTLINE



FUNCTIONAL SCHEMATIC

