

# SPST RF SWITCH

## MODEL TWD2216

Package: 14 Pin DIP (DP3)

Also Available In: Connectorized Housings

### Features

- 5 - 3000 MHz
- RF2 Terminated in 'OFF' State
- Integral TTL Driver
- Environmental Screening Available

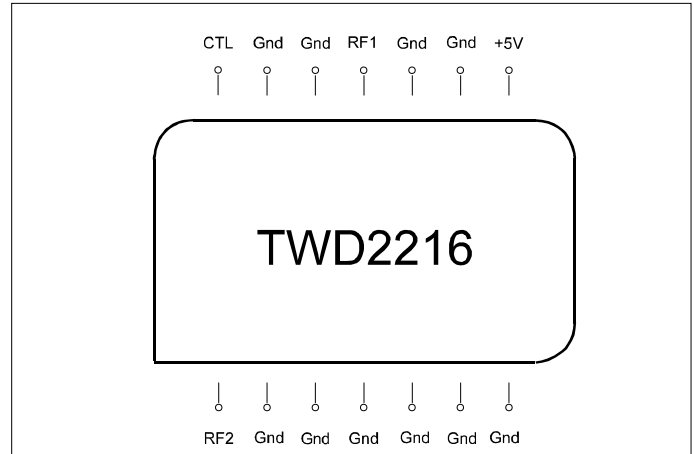
### Absolute Maximum (No Damage) Ratings

Ambient Operating Temperature ..... -55°C to +100 °C  
 Storage Temperature ..... -65°C to +125 °C  
 Case Temperature ..... +125 °C  
 DC Voltage ..... +6.0 Volts  
 Continuous RF Input Power ..... +30 dBm

### Specifications

CHARACTERISTIC	TYPICAL Ta = 25 °C	MIN/MAX Ta = -55 °C to +85 °C
Frequency	5 - 3000 MHz	5 - 3000 MHz
Insertion Loss (dB)		
5 - 1000 MHz	0.8	1.2 Max.
5 - 2000 MHz	1.2	1.5 Max.
5 - 3000 MHz	1.8	2.2 Max.
Isolation (dB)		
5 - 1000 MHz	50	46 Min.
5 - 2000 MHz	36	34 Min.
5 - 3000 MHz	31	29 Min.
VSWR "ON"/"OFF"		
5 - 1000 MHz	1.25:1	1.4:1 Max.
5 - 2000 MHz	1.5:1	1.6:1 Max.
5 - 3000 MHz	1.5:1	1.7:1 Max.
1dB Compression (dBm)		
50 MHz	+18.5	+18.0 Min.
500 - 3000 MHz	+24.0	+22.0 Min.
Switching Speed (ns) (50% TTL to 90% RF)	60	—
DC Bias (mA) (4.5 to 5.5 VDC)	0.025	1.0 Max.

### Pin Layout

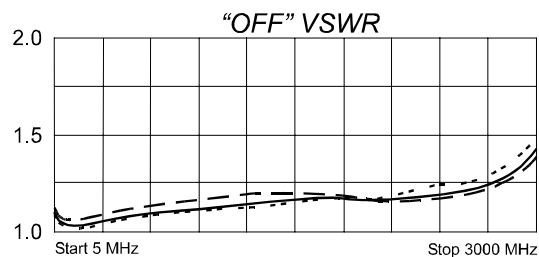
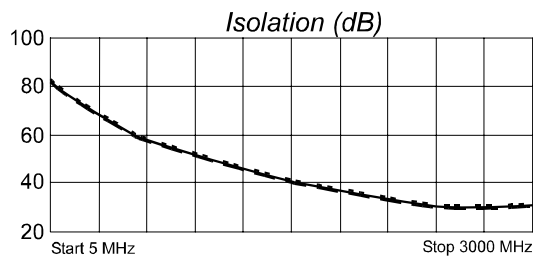
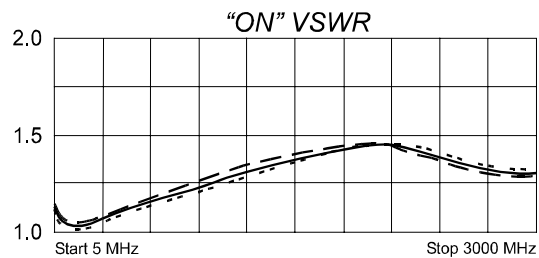
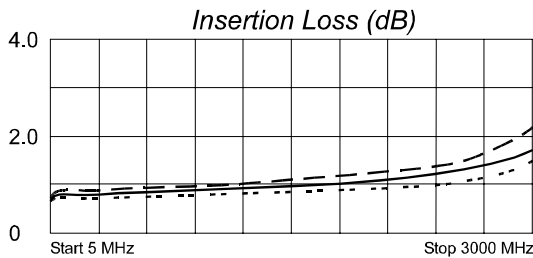


### Truth Table

Control Input	Switch Position
TTL	RF1 To RF2
0	"OFF"
1	"ON"

Note: Care should always be taken to effectively ground the case of each unit.

### Typical Performance Data



Legend ——— + 25 °C - - - - - +85 °C . . . . . -55 °C



Spectrum Microwave · 2144 Franklin Drive N.E. · Palm Bay, Florida 32905 · PH (888) 553-7531 · Fax (888) 553-7532 Rev. 10/25/10

www.SpectrumMicrowave.com Spectrum Microwave · 2707 Black Lake Place · Philadelphia, Pennsylvania 19154 · PH (215) 464-4000 · Fax (215) 464-4001