



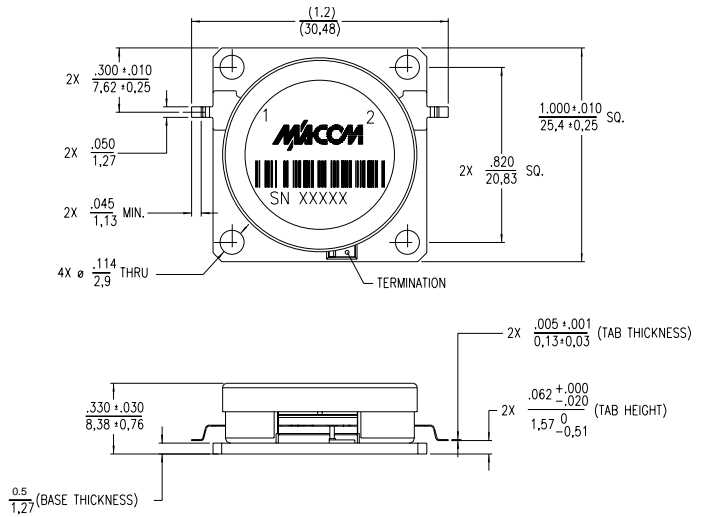
Single Junction Drop-In Isolator



Features

- 24 dB Isolation Typical, 0.25 dB Insertion Loss Typical
- Custom Products Available with Alternate Configurations such as Couplers, Attenuators, Higher Power Terminations, Reverse Circulation and Termination on Ports 1 or 2
- Available as Custom Product Without Flange for Surface Mount Applications (Solder Reflow)
- Designed for Wireless Telecommunications Systems: AMPS, N-AMPS, D-AMPS

FR12




Description

M/A-COM's drop-in circulators and isolators, designed for cellular applications, feature high performance at low cost. These designs offer the best isolation per insertion loss ratio in the industry and are currently produced in the tens of thousands of pieces per year. These units can be ordered so as to be compatible with solder reflow manufacturing techniques. Both circulators and isolators are in stock at all authorized M/A-COM distributors.

Part Number	Frequency Range (MHz)
FR12-0001	869 – 894
FR12-0002	925 – 960
FR12-0003	1805 – 1880
FR12-0004	1930 – 1990
FR12-0005	824 – 849
FR12-0006	880 – 915
FR12-0007	1710 – 1785
FR12-0008	1850 – 1910

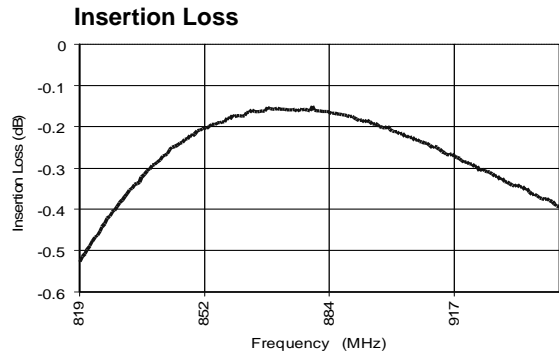
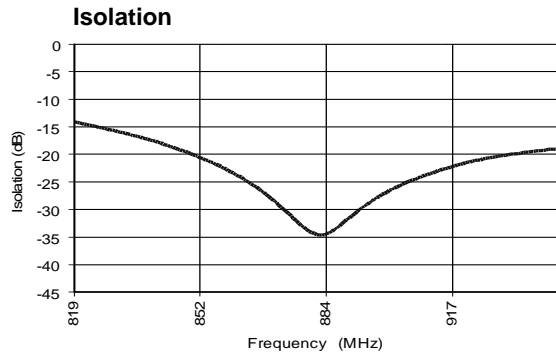
Electrical Specifications

Parameter	Units	-10 to +60° C			-30 to +85° C		
		Min.	Typ.	Max.	Min.	Typ.	Max.
Isolation	dB	22	24	—	20	22	—
Insertion Loss	dB	—	0.25	0.3	—	0.30	0.35
Forward Power	Watts	—	—	65	—	—	65
Reflected Power	Watts	—	—	30	—	—	36
VSWR	—	—	—	1.20	—	—	1.22

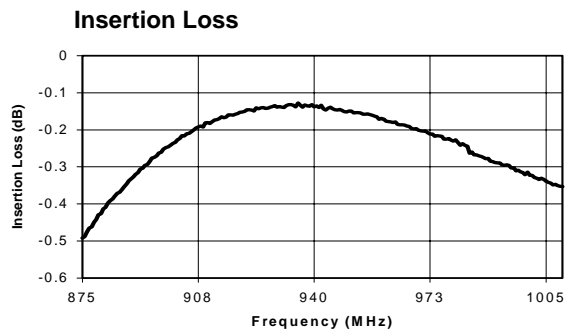
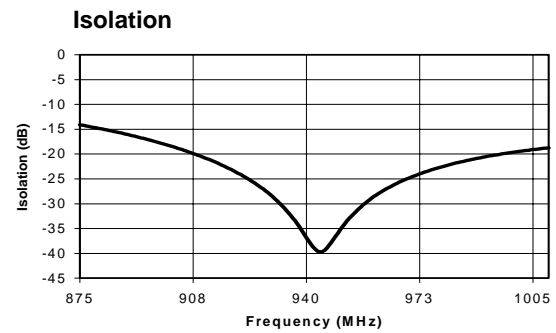


Typical Performance, T = +25°C

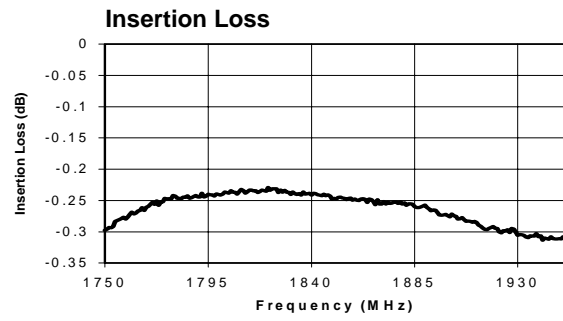
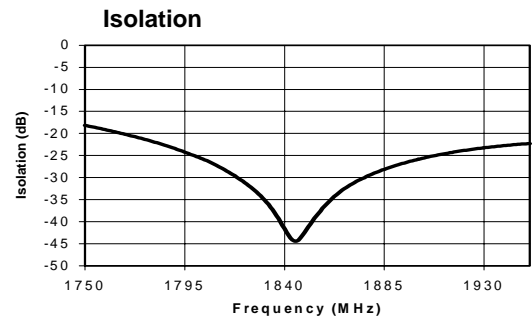
FR12-0001



FR12-0002



FR12-0003



FR12-0004

