

Terminations & Loads



Model 1426 Medium Power, N & SMK Connectors Convection Cooled

dc to 10 GHz
50 Watts



Features

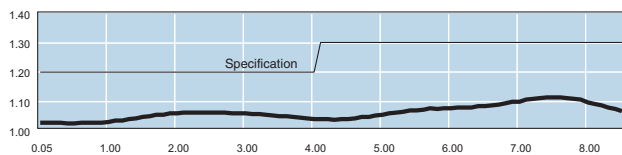
- /// **Rugged Construction** - Quality connector with special high temperature support bead.
- /// **Low Intermodulation Option**
- /// **5 Kilowatts Peak Power**

Specifications

NOMINAL IMPEDANCE: 50 Ω

FREQUENCY RANGE: dc to 10 GHz

MAXIMUM SWR:	
Frequency (GHz)	SWR
dc - 4	1.20
4 - 10	1.30



Typical 1426-4 SWR Performance

POWER RATING: 50 watts **average (mounted horizontally)** to 25°C ambient temperature, derated linearly to 5 watts @ 125°C. 5 kilowatts **peak** (5 μ sec pulse width; 0.5% duty cycle).

INTERMODULATION (Model 1426-X-LIM Only): IM3 (Reflected) = -100 dBc with two input signals @ 869 MHz and 891 MHz with an average power of +43 dBm each.

TEMPERATURE RANGE: -55°C to +125°C

TEST DATA: Swept data plots of SWR from 50 MHz to 10 GHz is available at additional cost.

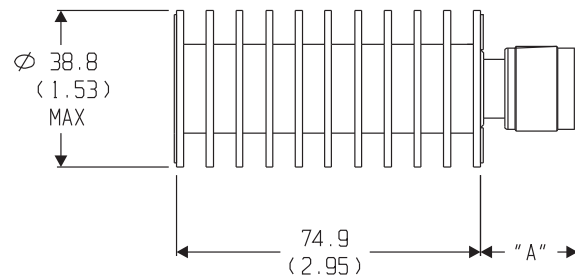
CONNECTOR: Type N connector per MIL-STD-348 interface dimensions - mate nondestructively with MIL-C-39012 connector. Choice of male (-4) or female connector (-3).

SMK (2.92mm) connector mates nondestructively with SMA per MIL-C-39012, 3.5mm and other 2.92mm (SMK) connector. Choice of male (-2) or female connector (-1).

CONSTRUCTION: Black, finned aluminum body, stainless steel connector; gold plated beryllium copper female contacts and stainless steel male contacts.

WEIGHT: Net 280 g (10 oz.)

PHYSICAL DIMENSIONS:

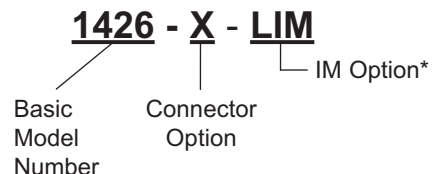


Model #	DIM A	Connector Type
1426-1	12.7 (0.50)	2.92mm female
1426-2	14.0 (0.55)	2.92mm male
1426-3	15.0 (0.59)	N female
1426-4	22.9 (0.90)	N male

NOTE: All dimensions are given in mm (inches) and are maximum, unless otherwise specified.

MODEL NUMBER DESCRIPTION:

Example:



* Add -LIM to entire model number for Low Intermodulation option. Option not available through Express.