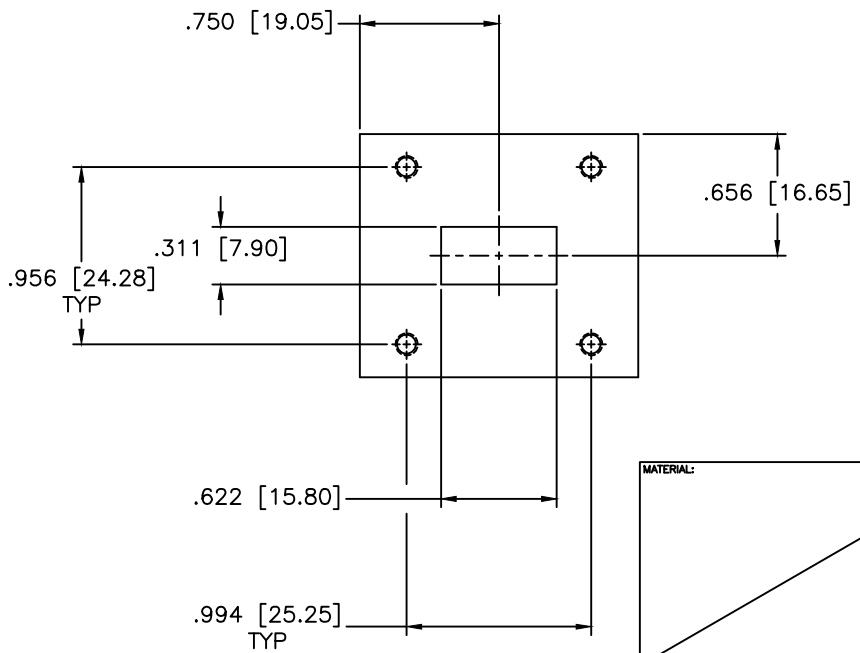
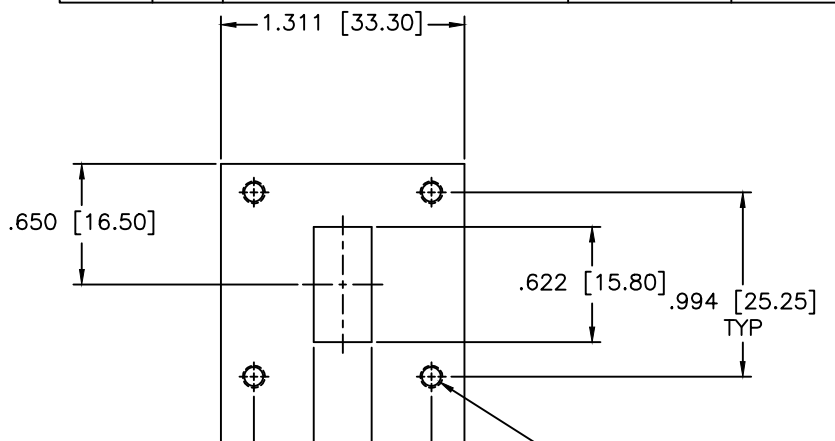
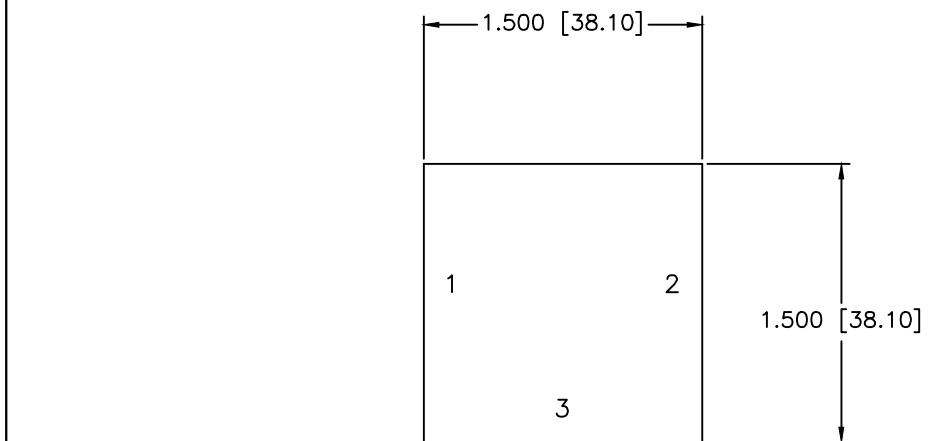


REVISIONS				
ZONE	REV	DESCRIPTION	DATE	APPROVED



SPECIFICATIONS

FREQUENCY RANGE: 14–15.3 GHz
 EIA DESIGN (1,2,3): WR62
 VSWR: 1.20:1 Max.
 INSERTION LOSS: 0.30dB Max.
 ISOLATION: 21dB Min.
 AVERAGE POWER: 100W, 250W Peak
 OPERATING TEMPERATURE: -30°C to +70°C

MATERIAL:	
DRAWN: Paiboon Luexhamhan	DATE: 02-15-2011
APPROVED: T. Nguyen	DATE: 02-15-2011

	MICROWAVE COMMUNICATIONS LABORATORIES INC. 7255 30TH AVE. N. SAINT PETERSBURG, FL 33710 TEL: (727) 344-6254 FAX: (727) 381-6116 http://WWW.MCLI.COM		SCALE: N/A
	UNLESS OTHERWISE SPECIFIED: TOLERANCES IN (INCHES) OR [mm] (MILLIMETERS) FRACTIONS: ± 1/64 DECIMALS: ±.01 ±.005 ANGLE: ±1/2°		SHEET: N/A
DRAWING TITLE: WR62 WAVEGUIDE CIRCULATOR			
PART NO. CSW-12			
CAGE CODE: 0D2L5	SIZE: A	REV: N/A	DWG NO. 85519
DO NOT SCALE THE DRAWING			