

PTFE/Woven Fiberglass Laminates Microwave Printed Circuit Board Substrates

Features:


- Cross Plied Woven Fiberglass, alternating plies are oriented 90° to each other
- High PTFE to Glass Ratio
- Better dielectric constant uniformity than comparable non-woven fiberglass reinforced laminates

Benefits:

- Electrical and Mechanical Isotropy in the X-Y Plane
- Extremely Low Loss
- Well Suited for Frequency Sensitive Circuits

Typical Applications:

- Military Electronics (Radars, ECM, ESM)
- Microwave Components (LNAs, filters, couplers, etc.)



CuClad[®] laminates are woven fiberglass/PTFE composite materials for use as printed circuit board substrates. Using precision control of the fiberglass/PTFE ratio, CuClad laminates offer a range of choices from the lowest dielectric constant and loss tangent to a more highly reinforced laminate with better dimensional stability.

The woven fiberglass reinforcement in CuClad products provides greater dimensional stability than non-woven fiberglass reinforced PTFE based laminates of similar dielectric constants. The consistency and control of the PTFE coated fiberglass cloth allows Arlon to offer a greater variety of dielectric constants and produces a laminate with better dielectric constant uniformity than comparable non-woven fiberglass reinforced laminates. These properties make CuClad an attractive choice for filters, couplers and low noise amplifiers.

CuClad laminates are crossplied (alternating layers of coated fiberglass plies are oriented 90° to each other). This provides true electrical and mechanical isotropy in the XY plane, a feature unique to CuClad. No other woven or nonwoven fiberglass reinforced PTFE based laminates make this claim. Designers have found this degree of isotropy critical in some phased array antenna applications.

CuClad 217 (Er=2.17, 2.20) uses a low fiberglass/PTFE ratio to provide the lowest dielectric constant and dissipation factor available in fiberglass reinforced PTFE based laminates. Together, these properties offer faster signal propagation and higher signal/noise ratios.

CuClad 233 (Er=2.33) uses a medium fiberglass/PTFE ratio to balance lower dielectric constant and improved dissipation factor without sacrificing mechanical properties.

CuClad 250 (Er=2.40–2.60) uses a higher fiberglass/PTFE ratio to provide mechanical properties approaching those of conventional substrates. Better dimensional stability and lower thermal expansion in all directions are other significant benefits. The electrical properties of CuClad 250GT and CuClad 250GX are tested at 1MHz and 10GHz respectively. For critical performance applications, CuClad products may be specified with an "LX" testing grade; this designates that each sheet will be tested individually, and a test report will be issued with the order.

For critical performance applications, CuClad products may be specified as an "LX" testing grade; this indicates that each sheet is tested individually instead of per lot. A test report is provided with the order. "LX" designated products are higher priced, as a portion of each sheet is utilized in destructive testing.

Typical Properties: CuClad

Property	Test Method	Condition	CuClad 217	CuClad 233	Cuclad 250
Dielectric Constant @10GHz	IPC TM-650 2.5.5.5	C23/50	2.17, 2.20	2.33	2.40 to 2.60
Dielectric Constant @1MHz	IPC TM-650 2.5.5.3	C23/50	2.17, 2.20	2.33	2.40 to 2.60
Dissipation Factor @10 GHz	IPC TM-650 2.5.5.5	C23/50	0.0009	0.0013	0.0018
Thermal Coefficient of Er (ppm/°C)	IPC TM-650 2.5.5.5 Adapted	-10°C to +140°C	-151	-171	-170
Peel Strength (lbs.per inch)	IPC TM-650 2.4.8	After Thermal Stress	14	14	14
Volume Resistivity (MΩ-cm)	IPC TM-650 2.5.17.1	C96/35/90	2.3 x 10 ⁸	8.0 x 10 ⁸	8.0 x 10 ⁹
Surface Resistivity (MΩ)	IPC TM-650 2.5.17.1	C96/35/90	3.4 x 10 ⁶	2.4 x 10 ⁶	1.5 x 10 ⁸
Arc Resistance (seconds)	ASTM D-495	D48/50	>180	>180	>180
Tensile Modulus (kpsi)	ASTM D-638	A, 23°C	275, 219	510, 414	725, 572
Tensile Strength (kpsi)	ASTM D-882	A, 23°C	8.8, 6.6	10.3, 9.8	26.0, 20.5
Compressive Modulus (kpsi)	ASTM D-695	A, 23°C	237	276	342
Flexural Modulus (kpsi)	ASTM D-790	A, 23°C	357	371	456
Dielectric Breakdown (kv)	ASTM D-149	D48/50	> 45	> 45	> 45
Specific Gravity (g/cm3)	ASTM D-792 Method A	A, 23°C	2.23	2.26	2.31
Water Absorption (%)	MIL-S-13949H 3.7.7 IPC TM-650 2.6.2.2	E1/105 + D24/23	0.02	0.02	0.03
Coefficient of Thermal Expansion (ppm/°C) X Axis Y Axis Z Axis	IPC TM-650 2.4.24 Mettler 3000 Thermomechanical Analyzer	0°C to 100°C	29 28 246	23 24 194	18 19 177
Thermal Conductivity	ASTM E-1225	100°C	0.261	0.258	0.254
Outgassing Total Mass Loss (%) Collected Volatile Condensable Material (%) Water Vapor Regain (%) Visible Condensate (±)	NASA SP-R-0022A Maximum 1.00% Maximum 0.10%	125°C, ≤ 10 ⁻⁶ torr	0.01 0.01 0.00 NO	0.01 0.01 0.00 NO	0.01 0.00 0.00 NO
Flammability	UL 94 Vertical Burn IPC TM-650 2.3.10	C48/23/50, E24/125	Meets requirements of UL94-V0	Meets requirements of UL94-V0	Meets requirements of UL94-V0

Material Availability:

CuClad laminates are supplied with 1/2, 1 or 2 ounce electrodeposited copper on both sides. Other copper weights and rolled copper foil are available. CuClad is available bonded to a heavy metal ground plane. Aluminum, brass or copper plates also provide an integral heat sink and mechanical support to the substrate. When ordering CuClad products please specify dielectric constant, thickness, cladding, panel size and any other special considerations. Available master sheet sizes include 36" x 36" in a crossplied configuration and 36" x 48" in a parallel plied configuration.

Results listed above are typical properties; they are not to be used as specification limits. The above information creates no expressed or implied warranties. The properties of Arlon laminates may vary depending on the design and application.

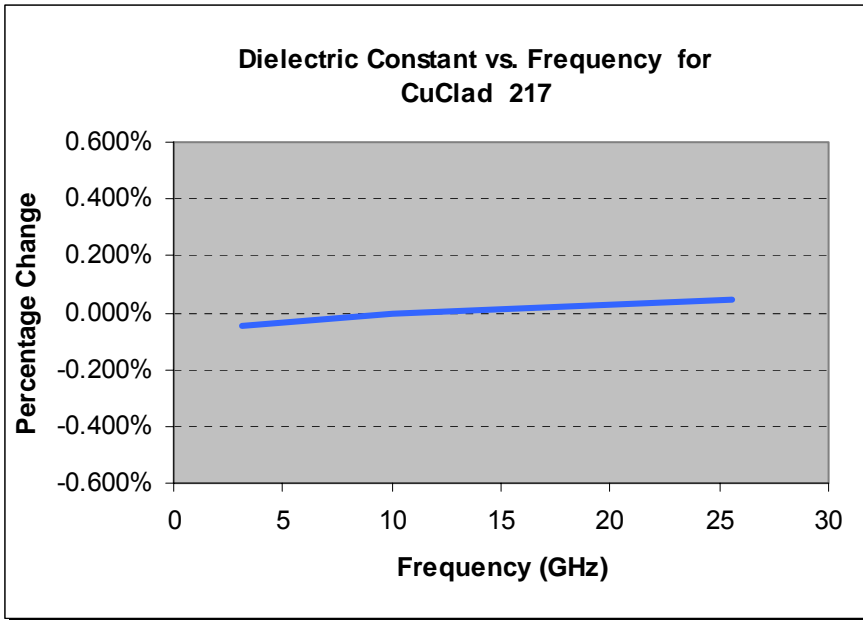


Figure 1

Demonstrates the Stability of Dielectric Constant across Frequency. This information was correlated from data generated by using a free space and circular resonator cavity. This characteristic demonstrates the inherent robustness of Arlon Laminates across Frequency, thus simplifying the final design process when working across EM spectrum. The stability of the Dielectric Constant of CuClad 217 over frequency insures easy design transition and scalability of design.

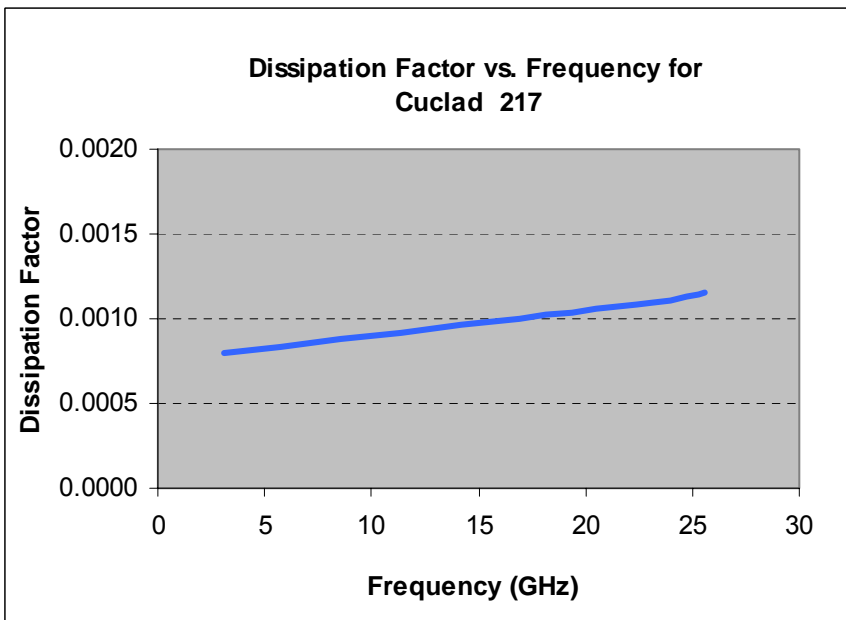


Figure 2

Demonstrates the Stability of Dissipation Factor across Frequency. This characteristic demonstrates the inherent robustness of Arlon Laminates across Frequency, providing a stable platform for high frequency applications where signal integrity is critical to the overall performance of the application.

CuClad 250GX

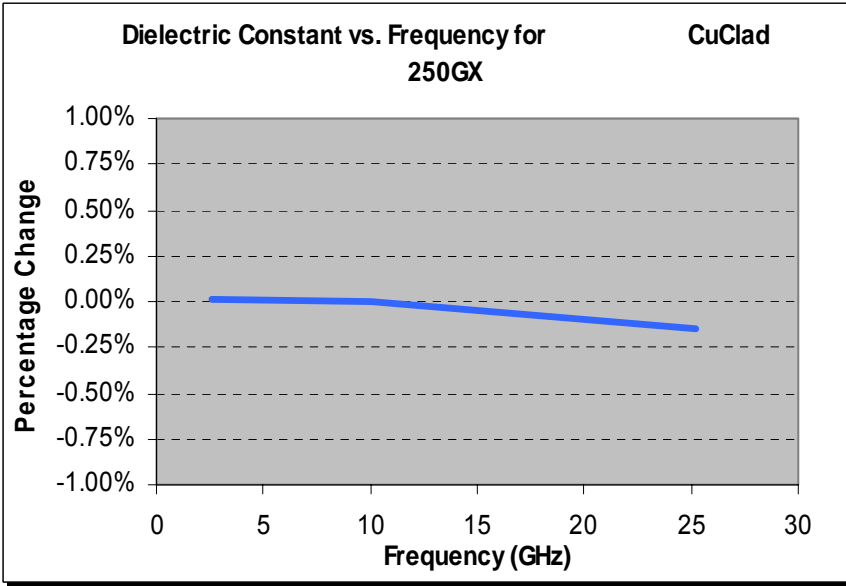


Figure 3

Demonstrates the Stability of Dielectric Constant across Frequency. This information was correlated from data generated by using a free space and circular resonator cavity. This characteristic demonstrates the inherent robustness of Arlon Laminates across Frequency, thus simplifying the final design process when working across EM spectrum. The stability of the Dielectric Constant of CuClad 250GX over frequency insures easy design transition and scalability of design.

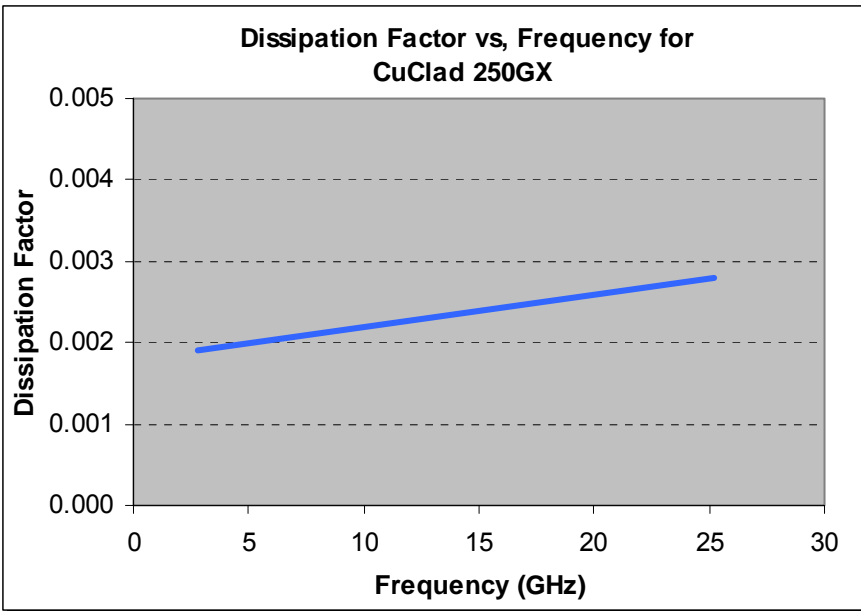


Figure 4

Demonstrates the Stability of Dissipation Factor across Frequency. This characteristic demonstrates the inherent robustness of Arlon Laminates across Frequency, providing a stable platform for high frequency applications where signal integrity is critical to the overall performance of the application.



MATERIALS FOR ELECTRONICS

CONTACT INFORMATION:

For samples, technical assistance, customer service or for more information, please contact Arlon Materials for Electronics Division at the following locations:

NORTH AMERICA:

Arlon LLC
Electronic Substrates
9433 Hyssop Drive
Rancho Cucamonga, CA 91730
Tel: (909) 987-9533
Fax: (909) 987-8541

Arlon LLC
Microwave Materials
1100 Governor Lea Road
Bear, DE 19701
Tel: (800) 635-9333
Outside U.S. & Canada: (302) 834-2100
Fax: (302) 834-2574

EUROPE:

Arlon LLC.
44 Wilby Avenue
Little Lever
Bolton, Lancaster BL31QE
United Kingdom
Tel: (44) 120-457-6068
Fax: (44) 120-479-6463

SOUTHERN CHINA:

Arlon LLC
Room 805, Unit 3, Bldg 4
Liyuan, Xincun Holiday Road
Huaqiao Cheng, Shenzhen 518053
China
Tel/Fax: (86) 755-269-066-12

NORTHERN CHINA:

Arlon LLC
Room 11/401, No. 8
Hong Gu Road
Shanghai, China 200336
Tel/Fax: (86) 21-6209-0202

