

HyperLink Wireless 2.4 GHz 10 dBi Mini Panel Antenna Model: HG2410DP

Applications

- 2.4 GHz ISM Band
- IEEE 802.11b/g/n Wireless LAN
- Public Wireless Hotspot
- WiFi
- 802.11n MIMO applications

Features

- Compact size, 4" x 4" x 3.5"
- Durable UV-stable ABS radomes, all weather operation
- DC Ground lightning protecting
- Dual Integral N-Female connectors
- Can be installed for either vertical or horizontal polarization
- Includes 30° Tilt & Swivel mast mounting kit



Description

This very compact panel 2.4 GHz multiple-input and multiple-output (MIMO) patch antenna is designed to operate with many manufacturers' enterprise-class 802.11n MIMO access points (APs). The antenna features two integrated 2.4 GHz patch antennas in one enclosure, making it an ideal and aesthetically pleasing antenna to support demanding indoor or outdoor applications in next generation IEEE 802.11n wireless communication systems

Designed for all weather operation, the HG2410DP features drain holes in the radome to help prevent moisture build-up inside the antenna. The antenna is supplied with a 30 degree tilt and swivel mast mount kit. This allows the antenna to be positioned for optimal performance. It can be adjusted up or down from 0° to 30°. It can be mounted to a 1" (25.4 mm) to 1.7" (43.2 mm) dia. masts.



Specifications

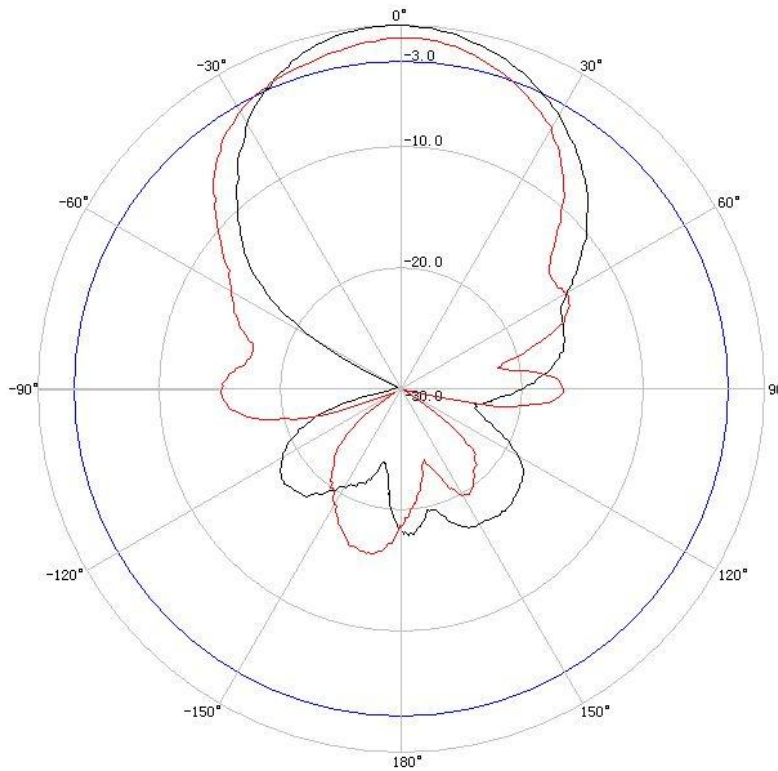
Electrical Specifications

| | |
|-----------------------------|------------------------|
| Frequency | 2400-2500 MHz |
| Gain (dBi) | 10 dBi |
| Polarization | Vertical or Horizontal |
| Vertical Beamwidth | 55° |
| Horizontal Beamwidth | 55° |
| Max. Input Power | 200W |
| Impedance | 50 Ohms |
| VSWR | 1.5:1 |
| Front to Back Ratio | ≥15dB |
| Lightning Protection | DC Ground |

Mechanical Specifications

| | |
|------------------------------|---|
| Output Connector | Dual Integral N-Female Connectors |
| Mounting | 1" (25.4 mm) to 1.7" (43.2 mm) dia. masts |
| Vertical Tilt | 0-30° |
| Radome | UV-Protected ABS |
| Operating Temperature | -40° C to 60° C (-40° F to 131° F) |
| Dimensions | 4" x 4 " x3.5 in. (104 x 104 x 90 mm) |
| Weight - Antenna | 1.1 lbs. (0.5 Kg) |
| Weight - Mount | 0.4 lbs. (0.18 Kg) |
| Rated Wind Velocity | 130MPH/h (210Km/h) |
| RoHS Compliant | Yes |

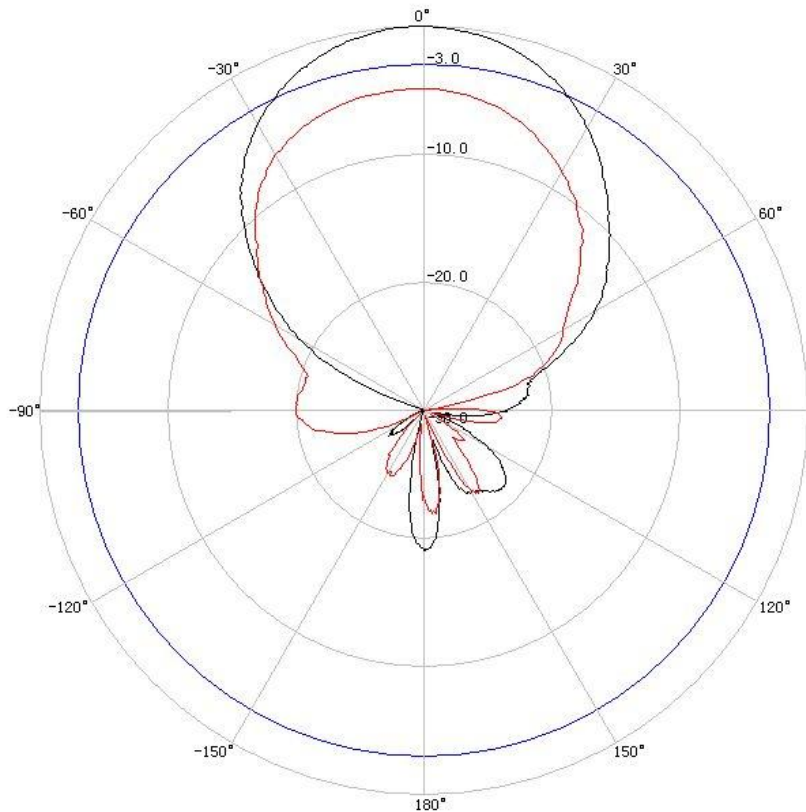
RF Antenna Patterns – Horizontal Polarized



Frequency : 2450MHz
 Testing Date : 2012-3-26
 Polarization : Horizontal
 Elevation : H_plane
 MaxElectric : -57.31dBm
 3dB beamwidth : 50.34°
 F/B Ratio : 17.00dB

Frequency : 2450MHz
 Testing Date : 2012-3-26
 Polarization : Horizontal
 Elevation : V_plane
 MaxElectric : -58.36dBm
 3dB beamwidth : 57.26°
 F/B Ratio : 15.02dB

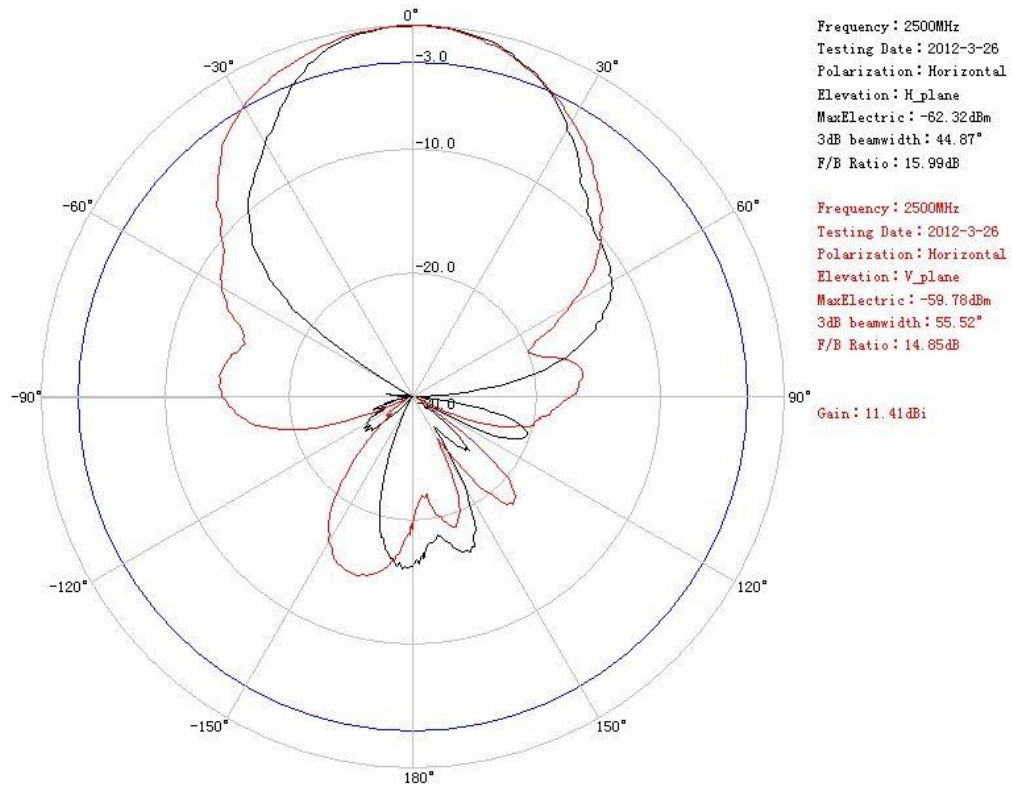
Gain : 11.48dBi



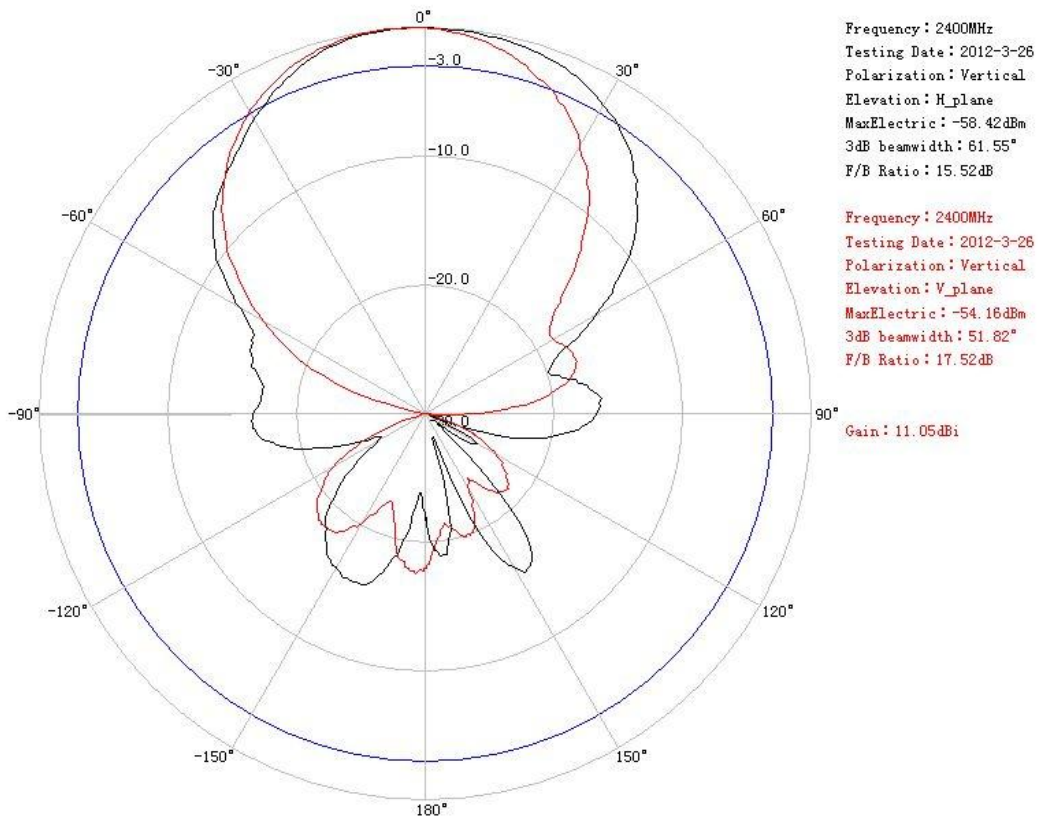
Frequency : 2400MHz
 Testing Date : 2012-3-26
 Polarization : Horizontal
 Elevation : H_plane
 MaxElectric : -53.29dBm
 3dB beamwidth : 50.25°
 F/B Ratio : 19.05dB

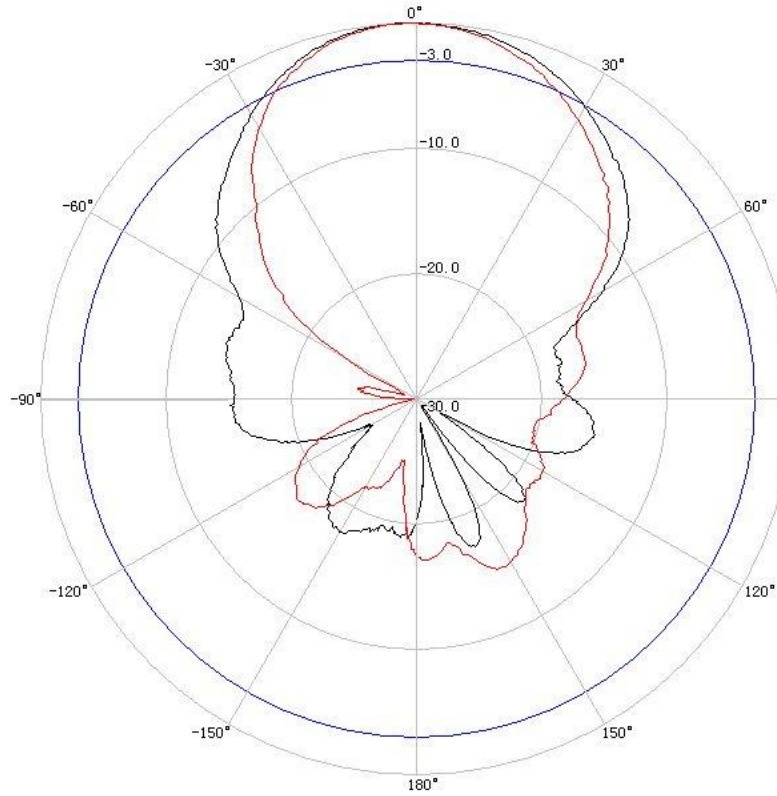
Frequency : 2400MHz
 Testing Date : 2012-3-26
 Polarization : Horizontal
 Elevation : V_plane
 MaxElectric : -58.20dBm
 3dB beamwidth : 61.56°
 F/B Ratio : 16.95dB

Gain : 10.92dBi



RF Antenna Patterns – Vertical Polarized

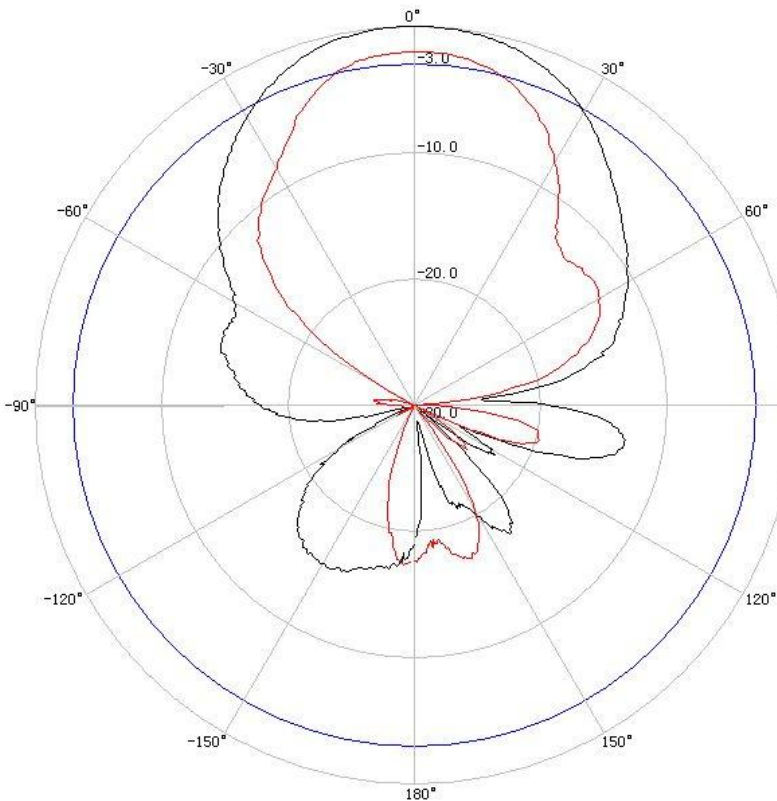




Frequency: 2450MHz
 Testing Date: 2012-3-26
 Polarization: Vertical
 Elevation: H_plane
 MaxElectric: -58.88dBm
 3dB beamwidth: 56.58°
 F/B Ratio: 17.26dB

Frequency: 2450MHz
 Testing Date: 2012-3-26
 Polarization: Vertical
 Elevation: V_plane
 MaxElectric: -58.38dBm
 3dB beamwidth: 49.54°
 F/B Ratio: 14.79dB

Gain: 11.14dBi



Frequency: 2500MHz
 Testing Date: 2012-3-26
 Polarization: Vertical
 Elevation: H_plane
 MaxElectric: -61.10dBm
 3dB beamwidth: 56.98°
 F/B Ratio: 15.36dB

Frequency: 2500MHz
 Testing Date: 2012-3-26
 Polarization: Vertical
 Elevation: V_plane
 MaxElectric: -63.11dBm
 3dB beamwidth: 43.85°
 F/B Ratio: 15.04dB

Gain: 11.12dBi