

Ultra-Reliable Low Pass Filter

VLP-24

50Ω DC to 2000 MHz



Maximum Ratings

Operating Temperature	-55°C to 100°C
Storage Temperature	-55°C to 100°C
RF Power Input*	10W max. at 25°C

* Passband rating, derate linearly to 0.4xPmax at 100°C ambient. Permanent damage may occur if any of these limits are exceeded.

Features

- rugged unibody construction
- low insertion loss passband, less than 1 dB typ.
- excellent power handling, 10W
- low cost

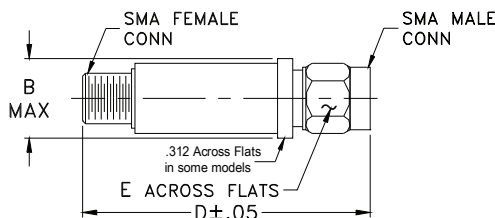
Applications

- harmonic rejection
- transmitters/receivers
- lab use

CASE STYLE: FF704

Connectors	Model	Price	Qty.
SMA	VLP-24	\$24.95 ea.	(1-9)

Outline Drawing



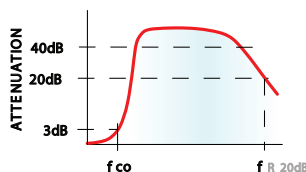
Outline Dimensions (inch/mm)

B	D	E	wt
.410	1.43	.312	grams
10.41	36.32	7.92	10.0

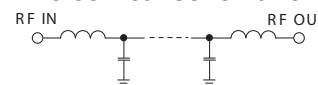
Electrical Specifications (T_{AMB}=25°C)

PASSBAND (MHz) (loss < 1 dB)	f _{co} , MHz Nom. (loss 3 dB)	STOP BAND (MHz)			VSWR (:1) Passband Typ.
		(loss > 20 dB)	(loss > 40 dB)	fr20 dB Typ.	
DC-2000	2430	3400	4400	8000	1.2

typical frequency response

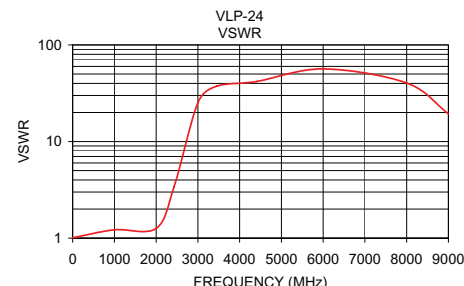
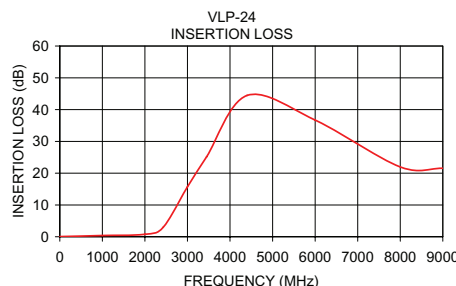


electrical schematic



Typical Performance Data

Frequency (MHz)	Insertion Loss (dB)	VSWR (:1)
1.00	0.04	1.01
1000.00	0.38	1.22
2000.00	0.76	1.26
2430.00	2.99	3.41
3000.00	15.69	25.23
3450.00	25.14	37.40
4400.00	44.45	41.80
6000.00	36.71	56.48
8000.00	21.96	40.32
9000.00	21.54	19.37



For detailed performance specs & shopping online see web site

P.O. Box 350166, Brooklyn, New York 11235-0003 (718) 934-4500 Fax (718) 332-4661 The Design Engineers Search Engine Provides ACTUAL Data Instantly at minicircuits.com

IF/RF MICROWAVE COMPONENTS

Notes: 1. Performance and quality attributes and conditions not expressly stated in this specification sheet are intended to be excluded and do not form a part of this specification sheet. 2. Electrical specifications and performance data contained herein are based on Mini-Circuit's applicable established test performance criteria and measurement instructions. 3. The parts covered by this specification sheet are subject to Mini-Circuits standard limited warranty and terms and conditions (collectively, "Standard Terms"); Purchasers of this part are entitled to the rights and benefits contained therein. For a full statement of the Standard Terms and the exclusive rights and remedies thereunder, please visit Mini-Circuits' website at www.minicircuits.com/MCLStore/terms.jsp.

REV. B
M129173
VLP-24
ED-10545B/8
WZ/AD/CP/AM
101102