


Surface Mount RF Transformer

50Ω 0.004 to 300 MHz

TT1-6+
TT1-6



CASE STYLE: W38
PRICE: \$ 6.95 ea. QTY (1-9)

+RoHS Compliant
The +Suffix identifies RoHS Compliance. See our web site for RoHS Compliance methodologies and qualifications

Maximum Ratings

Operating Temperature	-20°C to 85°C
Storage Temperature	55°C to 100°C
RF Power	250mW
DC Current	30mA

Permanent damage may occur if any of these limits are exceeded.

Pin Connections

PRIMARY DOT	4
PRIMARY	6
PRIMARY CT	5
SECONDARY DOT	3
SECONDARY	1
SECONDARY CT	2

Features

- wideband, 0.004 to 300 MHz
- good return loss
- also available with surface mount gull wing (KK81) plug-in (X65) leads

Applications

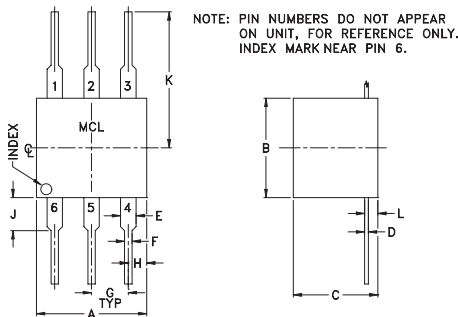
- HF/VHF
- impedance matching
- balanced antenna

Transformer Electrical Specifications

Ω RATIO	FREQUENCY (MHz)	INSERTION LOSS*		
		3 dB MHz	2 dB MHz	1 dB MHz
1	0.004-300	0.004-300	0.02-200	0.1-50

* Insertion Loss is specified with input at pin 4 and output at pin 1 with pins 6 & 3 grounded and pins 2 & 5 open.

Outline Drawing



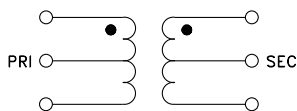
Outline Dimensions (inch/mm)

A	B	C	D	E	F
.30	.27	.23	.010	.042	.020
7.62	6.86	5.84	0.25	1.07	0.51
G	H	J	K	L	wt
.100	.05	.09	.31	.036	grams
2.54	1.27	2.29	7.87	0.91	0.50

Typical Performance Data

FREQUENCY (MHz)	INSERTION LOSS (dB)	INPUT R. LOSS (dB)
0.004	2.53	4.71
0.020	0.29	15.34
1.150	0.10	37.84
100.860	0.89	10.71
151.510	1.10	9.32
200.000	1.08	9.41
280.250	0.87	12.74
350.000	0.81	24.39
430.250	1.11	11.24
500.000	2.74	6.16

Config. B



Notes

- Performance and quality attributes and conditions not expressly stated in this specification document are intended to be excluded and do not form a part of this specification document.
- Electrical specifications and performance data contained in this specification document are based on Mini-Circuit's applicable established test performance criteria and measurement instructions.
- The parts covered by this specification document are subject to Mini-Circuits standard limited warranty and terms and conditions (collectively, "Standard Terms"); Purchasers of this part are entitled to the rights and benefits contained therein. For a full statement of the Standard Terms and the exclusive rights and remedies thereunder, please visit Mini-Circuits' website at www.minicircuits.com/MCLStore/terms.jsp

