

N-M CLAMP RG59

SC9304

SPECIFICATIONS

ELECTRICAL:


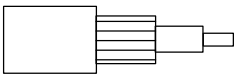


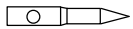
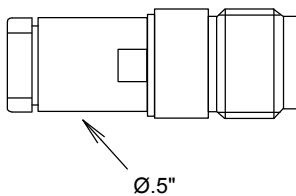
FREQUENCY: 0-11 GHZ
VSWR 1.3:1 MAX
IMPEDANCE: 50 OHMS

MECHANICAL:

MATERIAL BODY: NICKLE PLATED BRASS
CENTER CONTACT: BRASS
CONTACT PLATING: Si QQ-S-365
INSULATOR: TEFLON
INTERFACE: MIL-STD-348B
ROHS COMPLIANT
OP. TEMP RANGE: -55°C- +155°C

ASSEMBLY INSTRUCTIONS:

TRIM CABLE TO OVERALL LENGTH AS SHOWN;
SLIDE BACKNUT, WASHER, GASKET, CLAMP ON CABLE;
COMB BRAID WIRES OUT, FOLD BACK, TRIM FLUSH W CLAMP;
TRIM DIELECTRIC & CENTER PIN AS SHOWN;
ASSEMBLE REAR BUSHING;
SOLDER CONTACT ONTO CENTER CONDUCTOR,
INSERT ASSEMBLY INTO BODY, TIGHTEN NUT



STRIPPING DIMENSIONS

FAIRVIEW MICROWAVE INC.

ALLEN, TX 75013 WWW.FAIRVIEWMICROWAVE.COM

TITLE

N-M CLAMP RG59

SIZE	CAGE CODE	DWG NO	REV
A	3FKR5	SC9304	--
SCALE	SHEET		