
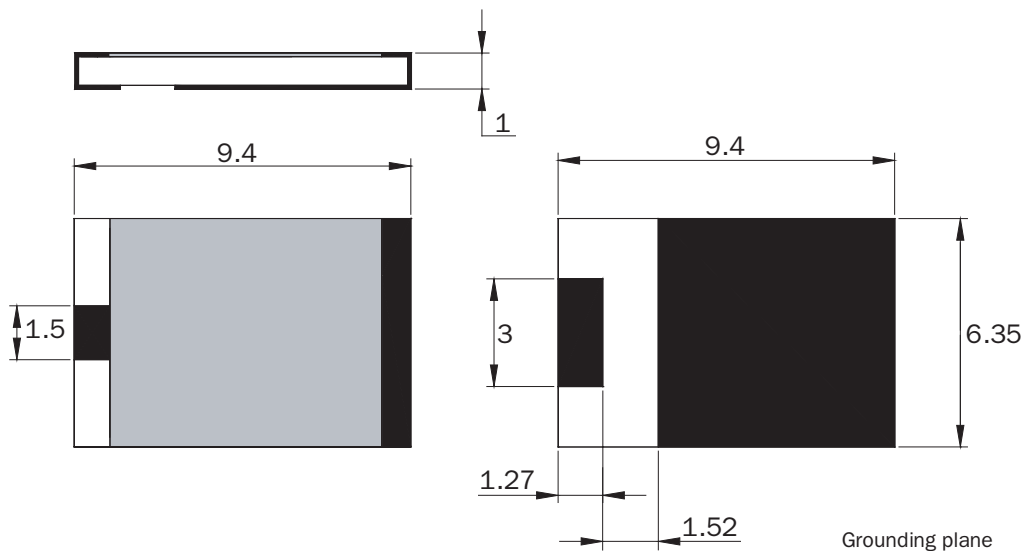
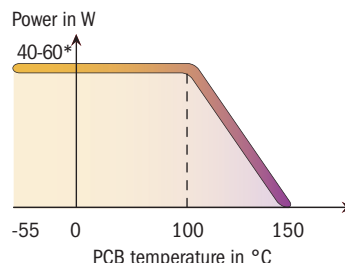


Standards
NF C 96-315
MIL-DTL-39030



Substrate	AIN
Resistive film	Thick film
Protection film	Epoxy
Contacts finition	Tin over Nickel barrier



Dimensions in mm

mm	inch
1	0.039
1.27	0.050
1.5	0.059
1.52	0.060
3	0.118
6.35	0.250
9.4	0.370

P/N	Frequency (GHz)	Power (W)	Impedance ($\Omega \pm 5\%$)	Max VSWR
45-0012S	3	60	50	1.25

*** IMPORTANT NOTE FOR POWER DISSIPATION**

40 W : When mounted on PCB 0.8 mm thick Sn 35 μ plated with 64 via holes \varnothing 0.5 mm filled with Sn96Ag4 solder.
 60 W : When directly soldered on \varnothing 4.5 mm Cu cylinder acting as a thermal drain.

Available on Tap and Reel Packaging