

# Surface Mount RF Transformer

50Ω 0.5 to 650 MHz

## ADT1.5-1+ ADT1.5-1



CASE STYLE: CD542

**+RoHS Compliant**

The +Suffix identifies RoHS Compliance. See our web site for RoHS Compliance methodologies and qualifications

**Available Tape and Reel at no extra cost**

Reel Size	Devices/Reel
7"	20, 50, 100, 200
13"	500, 1000

### Maximum Ratings

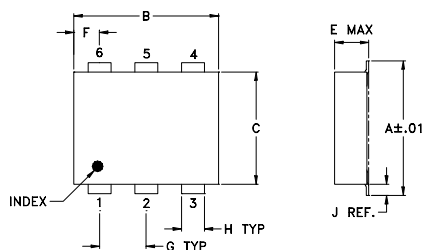
Operating Temperature	-20°C to 85°C
Storage Temperature	-55°C to 100°C
RF Power	1W
DC Current	30mA

Permanent damage may occur if any of these limits are exceeded.

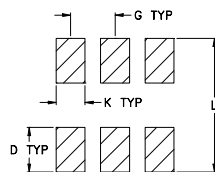
### Pin Connections

PRIMARY DOT	1
PRIMARY	3
SECONDARY DOT	4
SECONDARY	6
SECONDARY CT	2
NOT USED	5

### Outline Drawing



### PCB Land Pattern



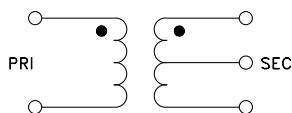
Suggested Layout,  
Tolerance to be within ±.002

### Outline Dimensions (inch/mm)

A	B	C	D	E	F	G
.272	.310	.220	.100	.112	.055	.100
6.91	7.87	5.59	2.54	2.84	1.40	2.54
H	J	K	L	wt		
.030	.026	.065	.300	grams		
0.76	0.66	1.65	7.62	0.20		

Demo Board MCL P/N: TB-430

### Config. A



### Features

- excellent return loss, 17 dB typ. in 1 dB bandwidth
- aqueous washable
- protected under US patent 6,133,525

### Applications

- impedance matching
- balanced amplifier

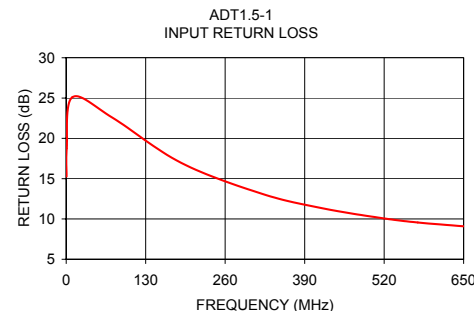
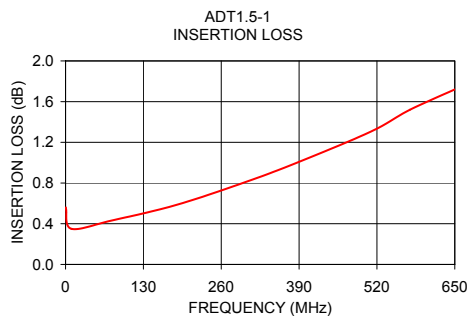
### Transformer Electrical Specifications

Ω RATIO (Secondary/Primary)	FREQUENCY (MHz)	INSERTION LOSS*		
		3 dB MHz	2 dB MHz	1 dB MHz
1.5	0.5-650	0.5-650	0.8-500	1-300

\* Insertion Loss is referenced to mid-band loss, 0.3 dB typ.

### Typical Performance Data

FREQUENCY (MHz)	INSERTION LOSS (dB)	INPUT R. LOSS (dB)
0.50	0.56	15.26
0.90	0.54	18.76
10.00	0.35	25.10
76.00	0.43	22.55
188.00	0.59	16.96
320.00	0.85	13.13
420.00	1.08	11.31
515.00	1.32	10.12
575.00	1.52	9.56
650.00	1.72	9.09



### Notes

- Performance and quality attributes and conditions not expressly stated in this specification document are intended to be excluded and do not form a part of this specification document.
- Electrical specifications and performance data contained in this specification document are based on Mini-Circuit's applicable established test performance criteria and measurement instructions.
- The parts covered by this specification document are subject to Mini-Circuits standard limited warranty and terms and conditions (collectively, "Standard Terms"); Purchasers of this part are entitled to the rights and benefits contained therein. For a full statement of the Standard Terms and the exclusive rights and remedies thereunder, please visit Mini-Circuits' website at [www.minicircuits.com/MCLStore/terms.jsp](http://www.minicircuits.com/MCLStore/terms.jsp)



[www.minicircuits.com](http://www.minicircuits.com) P.O. Box 350166, Brooklyn, NY 11235-0003 (718) 934-4500 sales@minicircuits.com

REV. E  
M151107  
ADT1.5-1  
ED-7963/1  
WZ/TD/CP/AM  
150522