




FEATURES

- 2-18 and 2-20 GHz Full Band Coverage
- Excellent Linearity
- 1.4" Cube Package
- Up to 16 Stages



DESCRIPTION

The MICRO LAMBDA **MLFR**-Series of Band Reject filters cover the frequency range of 2 GHz to 18 GHz and 2 GHz to 20 GHz. These filters offer excellent notch depth and precise bandwidths for rejection of unwanted signals. 3 dB bandwidths are 150 MHz with 40 dB bandwidths of 5 to 10 MHz are available in standard designs. Modified 3 dB and 40 dB bandwidths are available on special order. These filters are well suited for broadband receivers and a variety of EW system applications. Standard configuration of 1.4" cubes are provided and can also be ordered with an Analog, TTL Digital or Serial Driver.

ELECTRICAL AND PERFORMANCE SPECIFICATIONS

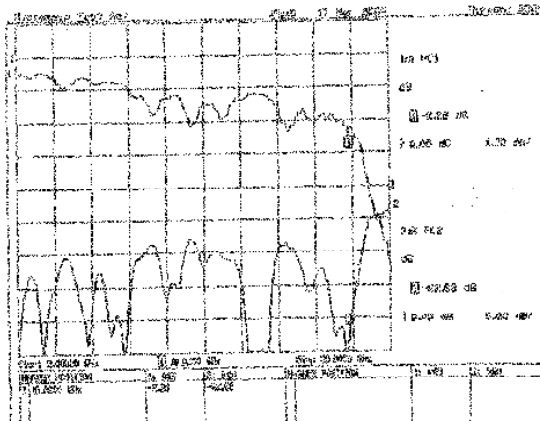
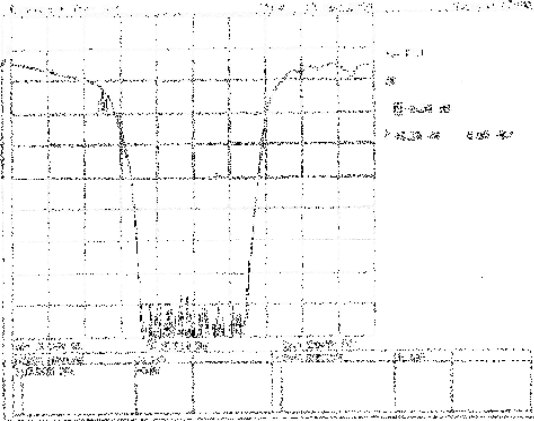
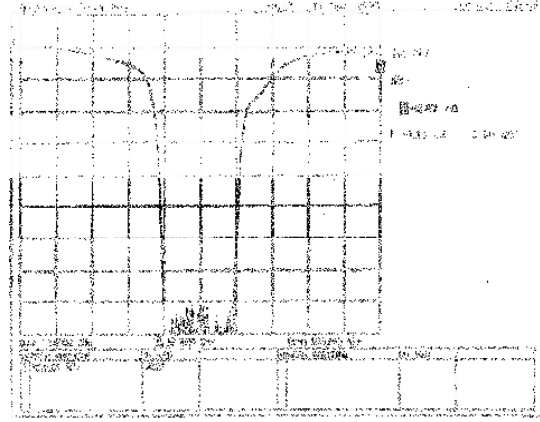
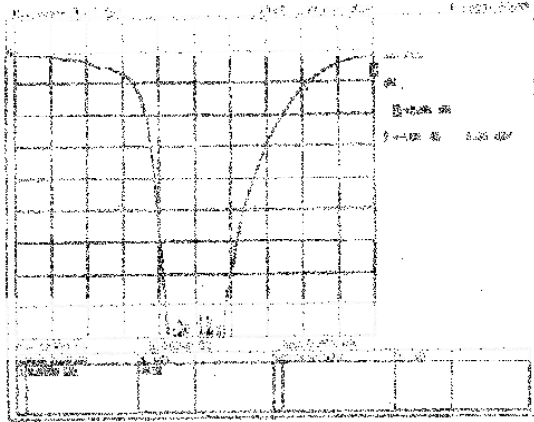
Guaranteed Specifications at -0° to $+65^{\circ}$ C Case Temperature ^(Note 1)

Model No.	MLFR-0218	MLFR-0220
Frequency Range, Min.	2-18 GHz	2-20 GHz
Reject Bandwidth		
@ 40 dB, Min.	10 MHz @ 2.0 GHz 50 MHz @ 18.0 GHz	5 MHz @ 2.0 GHz 40 MHz @ 20 GHz
@ 3 dB, Max.	150 MHz	150 MHz
Passband VSWR, Max.	2:1	2:1
Passband Insertion Loss, Max.	2.5 dB	2.5 dB
Passband Range	DC-18 GHz	DC-20 GHz
Spurious, Max	4 dB	4 dB
Limiting Level, Min.	+10 dBm	+10 dBm
Max. Input Power, No Damage.	+28 dBm	+28 dBm
Tuning Coil Characteristics		
Tuning Sensitivity, Typ.	20 MHz/mA	20 MHz/mA
Linearity, Max.	+/- 6 MHz	+/- 6 MHz
Hysteresis, Typ.	15 MHz	17 MHz
Temperature Drift (0 to 60 deg. C), Max.	12 MHz	15 MHz
Coil Resistance, Typ.	8 Ohms	8 Ohms
Coil Inductance, Typ.	60 mH	60 mH
Heater Voltage	+28 Vdc	+28 Vdc
Heater Current-Surge, Max. @ 25 deg. C.	300 mA	300 mA
Steady State @ 25 deg. C.	100 mA	100 mA
Case Style ^(Note 2)	21-018	21-018

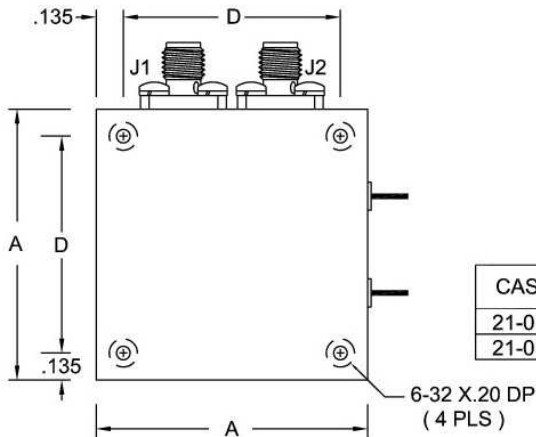
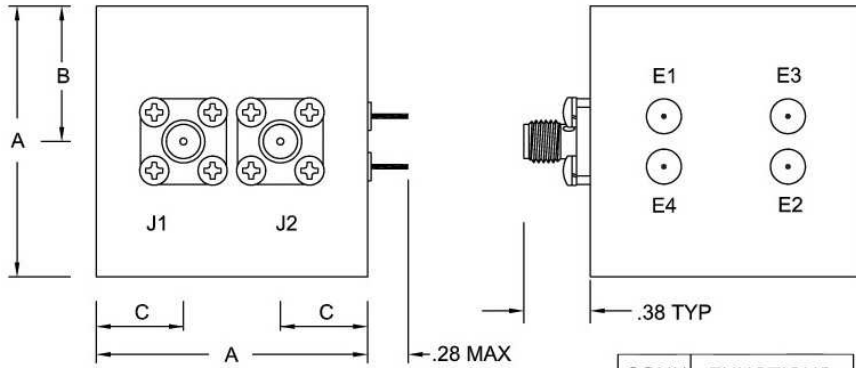
Note: 1.) Extended Temp. Range Available.

2.) 1.7" Case available.

Performance Graphs (Typical)



CASE DRAWING 21-018 / 21-019



CONN	FUNCTIONS
J1	RF IN
J2	RF OUT
E1	+ COIL
E2	- COIL
E3	HEATER
E4	HEATER

* POSITION OF E1 & E2
SELECTED AT FACTORY FOR
COIL POLARITY

CASE	A	B	C	D	WEIGHT
21-018	1.400	.700	.45	1.125	13 Oz.
21-019	1.700	.850	.54	1.430	15 Oz.