

## SMD INDUCTOR DR354-0 SERIES

### Features

- SMD 0402 Chip Inductor, Low Profile
- Suitable for High Frequency Application
- Inductance Range from 1.0nH to 68nH
- Operating Temp. -40°C to +125°C
- Tinned Leads with Leaded Solder is Available (note 4)



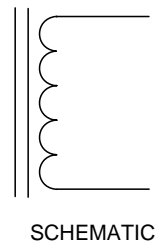
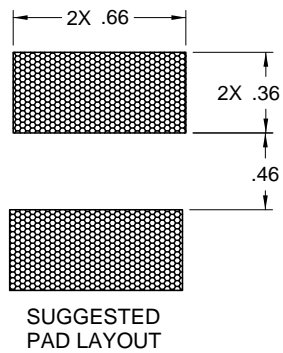
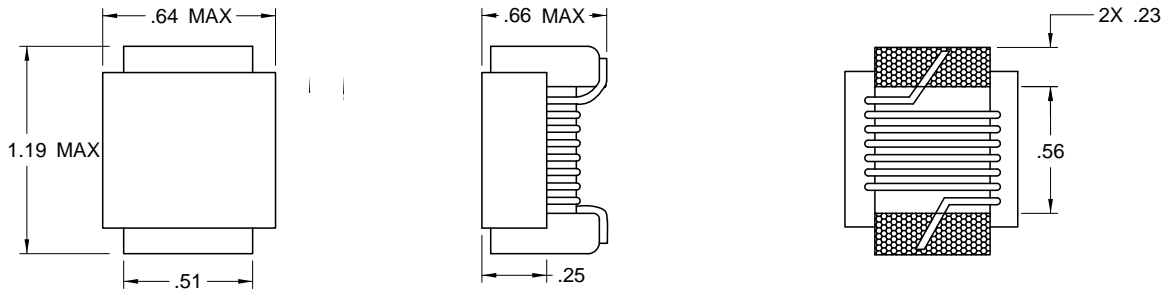
### ELECTRICAL SPECIFICATIONS AT 25°C

Part Number	L(nH) @250MHz	Tolerance	Q Min.	900MHz		1.7GHz		SRF (GHz) Min.	DCR (Ohm) Max.	Idc (mA) Max.
				L Typ.	Q Typ.	L Typ.	Q Typ.			
DR354-0-102	1.0	S	16	1.07	77	1.02	69	7.0	0.054	1360
DR354-0-202	2.0	S	16	1.93	54	1.93	75	7.0	0.084	1040
DR354-0-222	2.2	S	19	2.19	59	2.23	100	7.0	0.084	960
DR354-0-272	2.7	S	19	2.94	50	2.96	75	7.0	0.095	840
DR354-0-332	3.3	S	19	3.10	65	3.12	87	7.0	0.079	840
DR354-0-392	3.9	S	19	3.56	45	3.62	71	6.0	0.079	840
DR354-0-522-T	5.2	J,K	20	5.15	56	5.25	82	4.7	0.120	640
DR354-0-562-T	5.6	J,K	20	5.16	54	5.28	81	4.8	0.099	760
DR354-0-682-T	6.8	J,K	20	6.56	63	6.93	78	4.8	0.099	680
DR354-0-822-T	8.2	J,K	21	8.50	57	8.85	84	4.4	0.136	680
DR354-0-103-T	10	G,J,K	21	9.80	50	10.10	67	3.9	0.240	480
DR354-0-123-T	12	G,J,K	24	11.9	53	12.70	71	3.6	0.168	640
DR354-0-153-T	15	G,J,K	24	14.6	55	15.50	77	3.3	0.204	560
DR354-0-183-T	18	G,J,K	24	18.3	57	20.28	62	3.1	0.276	420
DR354-0-223-T	22	G,J,K	24	23.2	53	26.75	53	2.8	0.360	400
DR354-0-273-T	27	G,J,K	24	28.7	49	33.50	63	2.5	0.360	400
DR354-0-333-T	33	G,J,K	24	34.9	31	41.74	32	2.4	0.450	400
DR354-0-393-T	39	G,J,K	25	41.7	47	50.23	45	2.1	0.660	200
DR354-0-433-T	43	G,J,K	25	45.8	46	61.55	34	2.0	0.744	175
DR354-0-473-T	47	G,J,K	20	50.0	38	-	-	2.1	0.792	175
DR354-0-563-T	56	G,J,K	22	62.8	42	-	-	1.8	0.780	175
DR354-0-683-T	68	G,J,K	22	78.19	36	-	-	1.6	0.912	150

INDUCTANCE TOLERANCE: WHEN ORDERING, PLEASE SPECIFY THE TOLERANCE.

T (K=±10%, J=±5%, G=±2%, S=±0.3nH)

**MECHANICAL OUTLINES**



**Notes:**

1. All dimensions are shown in millimeter "mm"
2. General tolerance  $\pm 0.3\text{mm}$ , unless other specified
3. Tape and reel quantity, 8000 pcs/reel
4. For non-RoHS parts replace DR prefix with 42- (e.g. DR354-0 becomes 42-354-0)
5. Terminal finish is compliant to RoHS requirements. Solder in accordance with J-STD-020D