


Features

- 7dBm Output Level at 565 MHz
- Channel Step Size: 25 kHz
- 2nd Harmonic: < -20 dBc
- Spurious Level: < -68 dBc
- Current Consumption: < 40 mA

Description

The plerow™ PLL synthesizer module was designed for use in wireless and wireline systems in a wide range of frequency from 50 MHz to 6 GHz. ASB's PLL provides exceptionally low spurious and phase noise performance with fast locking time and low current consumption. All products are available in a surface-mount type package.



Specifications

Parameter	Unit	Min.	Typical	Max.
Frequency Range	MHz	555	565	575
Output Power	dBm	5	7	9
Supply Voltage	V	4.8	5	5.2
Current Consumption	mA		25	40
Channel Step Size	kHz		25	
2 nd Harmonics	dBc		-25	-20
Spurious Level	dBc		-72	-68
Reference Frequency	MHz		13	
Reference Input Level	dBm	0	2	5
Phase Noise (C / N)				
@ 1 kHz			-75	-70
@ 10 kHz	dBc/Hz		-105	-100
@ 100 kHz			-120	-110
Output Impedance	Ω		50	
Operating Temp. Range	°C	-30	25	80
Package Type & Size	mm	SMT, 19.0W×19.0L×5.8H		

1) Measurement conditions are as follows: T = 25°C, V_{cc} = 5 V, Freq. = 565 MHz, 50 ohm system.

More Information

Website: www.asb.co.kr
 E-mail: sales@asb.co.kr

Tel: (82) 42-528-7225
 Fax: (82) 42-528-7222

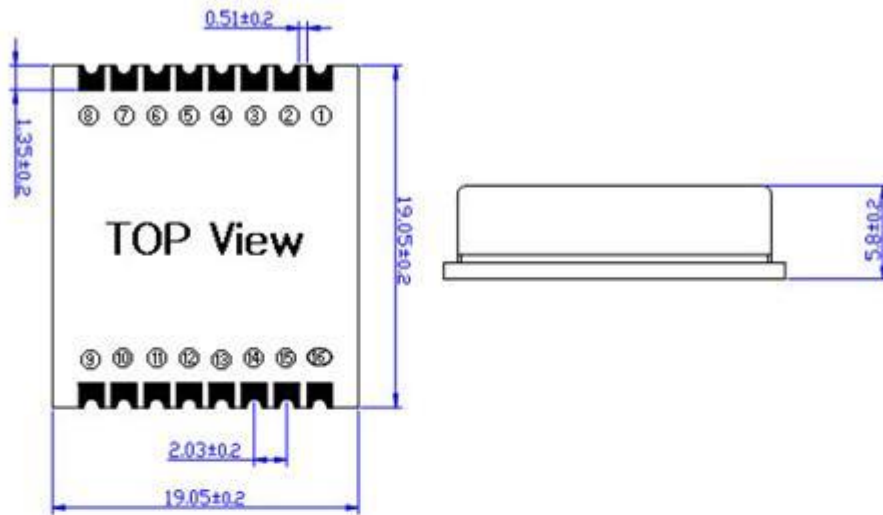
ASB Inc., 4th Fl. Venture Town
 Bldg., 367-17 Goijeong-Dong,
 Seo-Gu, Daejeon 302-716, Korea

Outline

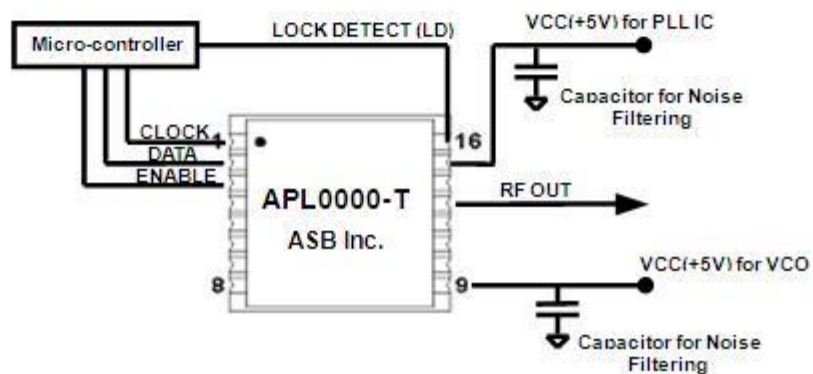
Draw-

APL0000-T Type

Type	Dimension
PLL IC + VCO + TCXO	19 x 19 x 5.8



Pin Out for PLL			
Pin No.	Application	Pin No.	Application
1	CLOCK	9	VCC (VCO)
2	DATA	13	RF OUT
3	ENABLE	15	VCC (PLL)
4	GROUND	16	LOCK DETECT
All other Pins are Grounded / Internal TCXO			



ing